

Contents

Introduction to Formulator

Description of Formulator	4
Definition of Formulator Shortcut Bar Buttons	5
Definition of Formulator Menu Bar Buttons	8
Getting Help With Formulator	10

Using DRF on the Web

Setting Up a DRF Account	14
Downloading DRF Race Cards	15

Using Race Card Information

Using Race Info	18
Viewing Race Conditions	19
Viewing Analysis and Graded Handicaps	20
Displaying and Modifying Past Performances	23
Annotating Past Performances	34
Working with Past Performance Profiles	41
Viewing Selections	45
Viewing the Beyer Graph	47
Viewing Jockey Information	52
Viewing Trainer Information	54
Viewing Trainer/Jockey Combinations	56
Viewing Race Charts	58

Investigating Trainer Patterns

Displaying Trainer Patterns 64
Viewing the Results 65
Customizing the Results 70

Performing Administrative Tasks

Exporting DRF Race Cards 76
Deleting Downloaded Files 77
Deleting Past Performance Profiles 78
Setting Formulator Defaults 79
Archiving the Notes Database 80
Restoring the Notes Database 81

Exported Files

Export File Definitions 84
Special Products File Layout 85
Workout File Layout 86
Race File Layout 87
Comprehensive Trainer Statistics File Layout 89
Running Line File Layout 90
Horse File Layout 94
Betting Information File Layout 98
Code Tables 99

Past Performance Explanation

Understanding Past Performances 106

Abbreviations

Types of Races 112
Track Conditions 116
Workouts 117
Equipment and Medication 118
Symbols 119
North American Tracks 120

Formulator Trainer Pattern Options

Basic Filters tab 132
Filters With Ranges tab 136
Track and Jockey Filters tab 140

Overview of the User's Guide

Introduction

Formulator allows you to view online all of the information you are used to seeing in the Daily Racing Form (DRF). You can view, customize, analyze, and print statistical horse racing information. You can manipulate horse racing information to see it the way you want to see it. You can tailor your view to your specific requirements.

Knowledge of Microsoft Windows

This User's Guide assumes that you have a basic understanding of Microsoft Windows and how to use a mouse.

Specifically, you must be able to:

- open and close Microsoft applications
 - use button bars and pull-down menus
 - understand concepts such as
 - click
 - double click
 - select
-

Purpose of this Guide

This User's Guide is both a learning guide and a reference manual. It is written for new and experienced Formulator users.

Structure of this Guide

- This guide includes the following sections:
 - Introduction to Formulator
 - Using DRF on the Web
 - Using Race Card Information
 - Investigating Trainer Patterns
 - Performing Administrative Tasks
 - Past Performance Explanation
 - Abbreviations
 - Trainer Patterns Options
-

1. Introduction to Formulator

Introduction This chapter describes Formulator and where to get technical support.

In this chapter This chapter contains the following topics.

Topic	See Page
Description of Formulator	4
Definition of Formulator Shortcut Bar Buttons	5
Definition of Formulator Menu Bar Buttons	8
Getting Help With Formulator	10

Description of Formulator

Introduction

For more than 100 years, Daily Racing Form has been known as the "Horseplayer's Bible." The Form has become an indispensable tool for handicappers by providing accurate and timely statistical data, complete editorial coverage for nearly every racing circuit across the country and expert handicapping selections.






Formulator is the next generation of the Daily Racing Form. Using Formulator, you can download information from all North American tracks. You can view, customize, analyze, and print statistical horse racing information.

Everything that you are used to seeing in the Daily Racing Form — and more — is now available on your computer screen. With Formulator, you can manipulate the information to see it the way you want to see it. You can analyze and annotate Past Performances, you can scratch or hide horses, you can view jockey and trainer statistics. You can tailor your view to your specific requirements and even add your own comments.







You can even look into a trainer's history using the Trainer Patterns feature. Formulator is easy to use. Whether you are new to computers, new to horse racing, or both, Formulator gives you what you need to get started handicapping!

Definition of Formulator Shortcut Bar Buttons






Formulator shortcut bar The following buttons are included in Formulator shortcut bar. Use the buttons to navigate to Formulator windows.

Button	Button Name	Description
	DRF.com	This button brings you to the Daily Racing Form home page.
	Fast Track	This button accesses all of the Fast Track buttons: Open Racecards, Export Racecards, PDF Manual, and Help.
	Open Racecard(s)	This button displays the Open Downloaded Race Card Files dialog box. Select one or more race cards from this dialog to open.
	Export Racecard(s)	This button displays the Export DRF Race Card dialog box. Select one or more race cards from this dialog to export.
	PDF Manual	This button launched displays the PDF version of the Formulator User Guide.

Definition of Formulator Shortcut Bar Buttons








Button	Button Name	Description
	Help	This button displays the Formulator online help.
	Race Card	This button becomes activated when you open a downloaded race card. Choose it to access all of the race card information buttons.
	Races	This button becomes activated when you open a race downloaded race card. Choose it to access all of the races in the race card.
	Race Info	The Race Info contains information for every race on the race card. Race number, distance, age, abbreviated race class, probable post time, and purse amount are included.
	Analysis/Graded Handicap	The Analysis/Graded Handicap page shows the Daily Racing Form graded handicap. It also shows an analysis of the race when it is available.
	Past Performances	Past Performances contains the same Past Performances information printed in the Daily Racing Form newspaper. Race number, track name, complete race conditions, and Past Performances for all horses entered in the race are included.



Definition of Formulator Shortcut Bar Buttons

Button	Button Name	Description
	Selections	The Selections page shows each handicapper's picks for each race. You cannot modify the information on or the view of the Selections page.
	Beyer Graph	The Beyer Graph shows Beyer speed figures of all entries in a specific race.
	Trainer Form	The Trainer Form contains 16 columns of information for each trainer who has a start in the currently selected race card.
	Jockey Form	The Jockey Form contains 16 columns of information for each jockey who has a start in the currently selected race card.
	Trainer/Jockey Combo	The Trainer/Jockey Combo contains 6 columns of information for each trainer/jockey combination. There is a row for each trainer and a row for every jockey who has had multiple wins for the trainer.

Definition of Formulator Menu Bar Buttons

Menu bar buttons The following buttons are included in Formulator menu bar. Use the buttons to perform Formulator tasks.

Button	Button Name	Description
	Open Downloaded File	Opens the Open Downloaded File dialog box. This dialog box includes previously downloaded race cards and DRF news.
	Open Chartt	Opens the Open Form Notes Chart dialog box, to access Race Charts.
	Print	Opens the Print dialog box to print the current window.
	Find	Opens the Find dialog box to find a trainer, jockey, or horse in the current race card.
	Merge Workouts	In the Past Performance window, merges workouts with Past Performance running lines.
	Scratch and/or Hide Horse	In the Analysis/Graded Handicap window, opens the Scratch Horse dialog box to scratch a horse. On the Past Performance window, opens the Scratch and/or Hide Horse dialog box to scratch and/or hide a horse.
	Sort Ascending	In the Trainer Form, the Jockey Form, and the Trainer/Jockey Combo, sorts by the selected column in ascending order.

	Sort Descending	In the Trainer Form, the Jockey Form, and the Trainer/Jockey Combo, sorts by the selected column in descending order.
	Closer Look	In the Past Performances, adds Closer Look information between entries.

Getting Help With Formulator

Introduction

If you need assistance while using Formulator, you can view the Formulator online help or call Formulator technical support.

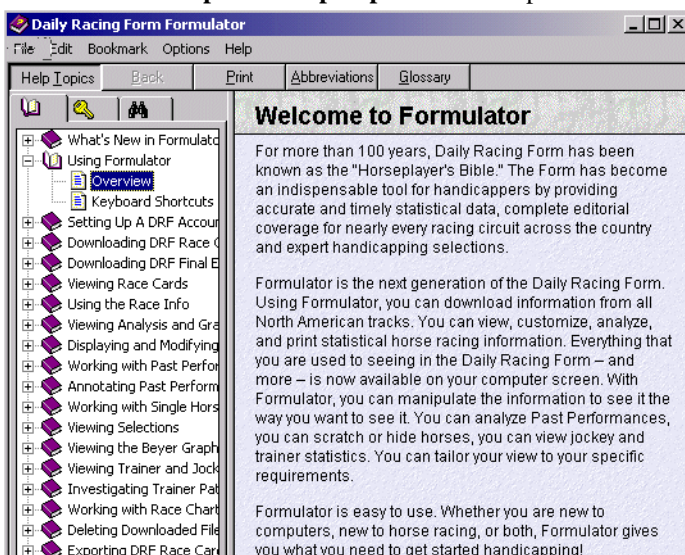
Online Help

You can get online help on any task you perform with Formulator. There are three ways to get help.

- Select **Formulator Help** from the **Help** menu for general application help.
- Click on any Formulator window for help specific to that window.
- Click in the Fast Path pane on the left side of the window.

Help Topics




Select the **Help** menu item at the top of the main Formulator window and choose **Formulator Help**. The **Help Topics** window opens.



Expand the contents for any topic in the left pane, and then click the topic title for which you want to see the help content. The content is displayed in the right pane. Once you are in a help topic, you can use the **Back** button to return to the previous screen.

Getting Help With Formulator

Window-specific help To find window-specific help in Formulator, perform the steps in the following table.

Step	Action
1	When viewing a specific window, click  . For example, click  on the Open Downloaded File window. A help window appears.
2	Click  to close the help window.

Reading the Online Help

While reading the online Help, you can jump to additional topics by clicking words that are green and underlined with a solid line. Find quick definitions of terms by clicking on words that are green and underlined with a dotted line.

Technical Support

Technical support is available seven days each week, 24 hours each day. If you need assistance using Formulator, call the help desk at (800) 306-FORM (800 306-3676).

2. Using DRF on the Web

Introduction This chapter describes how to

- Set Up a DRF Account
- Download DRF Race Cards

In this chapter This chapter contains the following topics.

Topic	See Page
Setting Up a DRF Account	14
Downloading DRF Race Cards	15

Setting Up a DRF Account

Introduction

To get started with Formulator, you must first create an online DRF account.

How to create an account

You must set up a DRF account before you can use Formulator. Follow the steps in this section to set up a DRF account on the DRF web site. This transaction is performed through a secure connection to ensure security and protect your privacy.

Step	Action
1	Go to the DRF website, http://www.drf.com .
2	Click the Free Membership link in the upper left corner of the page or select Edit Account from the Quick Links section.
3	On the Edit Account page, fill in the required information on the page.
4	Click Submit .
5	Click the Buy PPs & More link in the upper left corner of the page.
6	Follow the instructions on the DRF Online Account page. Select the plan that works best for you.
	You will receive a confirmation email from DRF verifying your user ID and password.


Downloading DRF Race Cards

Introduction

Before you can download DRF race cards, you must set up a DRF account. The Early Edition race card file is available after 8:00 PM EST two days prior to the race. The Final Edition race card is available after 5:00 PM EST the day before race day.

Download DRF Race Cards

Perform the following steps to download a DRF race card:

Step	Action
1	Go to the DRF web site, http://www.drf.com .
2	Login by entering your User ID and Password. This is the User ID and Password you created when registering an account.
3	Select the Download Data tab at the top of the page.
4	Select Formulator PPs from the side bar.
5	When you click on a Race Card to download, you are prompted to Open this file from its current location or Save this file to disk . Always select Save this file to disk .
6	After you select Save this file to disk , you are prompted for a directory name. We strongly recommend that you accept the default Formulator Download Directory setting.
7	Click Save .
8	After downloading DRF race cards, click  from the Fast Track shortcut or select Open Downloaded Race Card Files from the File menu. The Open Downloaded Race Card Files dialog box lists all of the downloaded files, by track name and race date. You can sort the files by selecting the Track or Date options in the Sort Race-cards By group box. Select one or more race cards to view. To select multiple race cards, hold the Ctrl key and click on the race cards.

Downloading DRF Race Cards

Formulator Files

Beginning with Formulator version 4.0, there are two kinds of Formulator files: **Formulator Basic** files and **Formulator 4.0** files.

- Files associated with Formulator 1 through Formulator 3.1 are now called Formulator Basic.
- Only Formulator 4.0 files take advantage of the new features associated with version 4.0, notably the Trainer Patterns feature and the Race Charts feature.

Note: Formulator 4.0 software works with either the Basic or the version 4.0 files. You do not need to download an older version of Formulator to access the Basic files.

3. Using Race Card Information

Introduction

This chapter describes how to:

- Use Race Info
- View Analysis and Graded Handicaps
- Display and Modify Past Performances
- Annotate Past Performances
- Work with Past Performance Profiles
- View Selections
- View the Beyer Graph
- View Trainer and Jockey Information
- Viewing Race Charts


In this chapter

This chapter contains the following topics.

Topic	See Page
Using Race Info	18
Viewing Race Conditions	19
Viewing Analysis and Graded Handicaps	20
Displaying and Modifying Past Performances	23
Annotating Past Performances	34
Working with Past Performance Profiles	41
Viewing Selections	45
Viewing the Beyer Graph	47
Viewing Jockey Information	52
Viewing Trainer Information	54
Viewing Trainer/Jockey Combinations	56
Viewing Race Charts	58

Using Race Info

Introduction Race Info contains information for every race on the race card. Race number, distance, age, abbreviated race class, probable post time, and purse amount are included.

Opening a Race Card To open DRF race cards, click  from the Fast Track shortcut or select **Open Downloaded Race Card Files** from the **File** menu. The **Open Downloaded Race Card Files** dialog box lists all of the downloaded files, by track name and race date. You can sort the files by selecting the **Track** or **Date** options in the Sort Racecards By group box. Select one or more race cards to view. To select multiple race cards, hold the **Ctrl** key and click on the race cards.

How to use Race Info Click the Race Info shortcut or select **Race Info** from the **Go** menu

Printing Race Info Choose **Print** from the **File** menu to print the information in the Race Info window.

View Past Performance Double click a race to see the Past Performance for the race.

Race	Post	Description
<u>3rd</u>	2:23	6 1/2 Furlongs, 3 Year Olds and Up, Claiming, Purse \$6,500

You can also choose **Past Performances** by clicking your right mouse button.

View Analysis/Graded Handicap Click your right mouse button and choose **Graded Handicap** to see the Analysis/Graded Handicap for a race.

Post	Description
1:23	1 1/16 Mil - 3 Year Olds and Up, F - Fillies & Mares
1:53	6 Furlong - Special Weight.



Viewing Race Conditions

Introduction

The Racing Info page in Formulator helps you gain a better reference point for the types of races on today's card.

View the Race Conditions

From the Race Information page, select **Race Conditions** from the **View** menu. Comprehensive race conditions for each race is displayed on the page, as well as wagering information for each race, as shown below. You can print this page out for easy reference. Also, by de-selecting race conditions, the page returns to the consolidated listing of race conditions.

 Race Information				Aqueduct - April 15, 2004	
Race	Post	Race Conditions			
1st	1:00	1 Mile MAIDEN SPECIAL WEIGHT. Purse \$42,000 FOR MAIDENS, FILLIES AND MARES THREE YEARS OLD AND UPWARD FOALD IN NEW YORK STATE AND APPROVED BY THE NEW YORK STATE-BRED REGISTRY Three Year Olds, 115 lbs.; Older, 123 lbs. Exacta, Trifecta, Daily Double Wagers			
2nd	1:28	6 Furlongs CLAIMING. Purse \$11,000 FOR FILLIES AND MARES FOUR YEARS OLD AND UPWARD Weight, 123 lbs. Non-winners Of Two Races Since February 20 Allowed 3 lbs. A Race Since Then Allowed 5 lbs. Claiming Price \$10,000 (Races where entered for \$7,000 or less not considered). Exacta. Ouinella. Trifecta. Pick 3 (Race			

Viewing Analysis and Graded Handicaps

Introduction

The Analysis/Graded Handicap page shows the Daily Racing Form graded handicap. It also shows an analysis of the race when it is available.

The top portion of the page contains race number, distance, age, abbreviated race class, probable post time, and purse amount.

The middle portion of the page includes a list of all entries with their corresponding post positions, program numbers (when available), jockey, weight, comment, and Daily Racing Form morning line odds.

If there is an analysis of the race, it is included at the bottom of the page. If there is no analysis, this section is not included.

How to use Analysis/ Graded Handicap

Click the Analysis/Graded Handicap shortcut or select **Analysis/Graded Handicap** from the **Go** menu.

Printing Analysis/ Graded Handicap

To print:

- the graded handicap you are currently viewing, choose **Print Graded Handicap** from the **File** menu.
 - all graded handicaps associated with this race card, choose **Print All Graded Handicaps** from the **File** menu.
 - the analysis you are currently viewing, choose **Print Analysis** from the **File** menu.
 - all analyses associated with this race card, choose **Print All Analyses** from the **File** menu.
-

Viewing Analysis and Graded Handicaps


Move through each Analysis/Graded Handicap


In the top portion of the page, click the **Previous** and **Next** buttons to move through each Analysis/Graded Handicap for all races on the race card.



Scratch or unscratch a horse

Scratch or unscratch a horse by clicking your right mouse button on the horse's name and choosing **Scratch Horse** or **Unscratch Horse**. When you scratch a horse, the horse's name appears in gray.

Alternatively, you can click  on the button bar to open the **Scratch Horse** dialog box.

Click  if you need assistance when viewing this dialog box.

Move to Past Performance

Move to the Past Performance page by clicking on the horse's name.

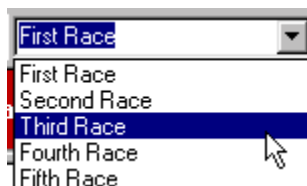
1ST 1 Mile. - 3 Year Olds and Up. - Claiming (\$4,000)
EXACTA / TRIFECTA / DAILY DOUBLE

Prog.	PP	Horse	M/E	Pr. Rider
3	2	Tripcord		Rivera J L Jr
1	5	Impey		Buckley P R
1A	7	Hammerlock Ridge		Rivera D M
5	4	Foreion Authority		Davila J R Jr

If the horse is scratched, you cannot move to the Past Performance page.

Move to a specific race

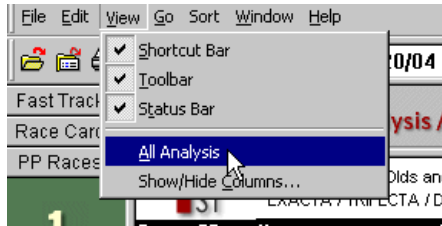
Move to an analysis/graded handicap for a specific race by clicking **Races** on the shortcut bar and choosing one of the race numbers. Alternatively, you can choose a race number from the drop down box.



Viewing Analysis and Graded Handicaps

View full analysis

To display the entire analysis on the screen, choose **All Analysis** from the **View** menu.



Displaying and Modifying Past Performances

Introduction

Past Performances contains the same Past Performance information printed in the Daily Racing Form newspaper. Race number, track name, complete race conditions, and Past Performances for all horses entered in the race are included.

A complete description of Past Performance information is included in “Past Performance Explanation” on page 105. If necessary, review it before continuing.

How to use Past Performance

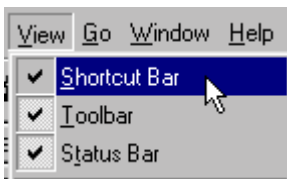
Click the Past Performance icon from the Race Card shortcut or select **Past Performance** from the **Go** menu.

Increase the main window size

You may want to increase the main window size so that you can see more of the Past Performance information. Increase the window size by turning off the:

- shortcut bar

The shortcut bar is the buttons along the left side of the window. Select **Shortcut Bar** from the **View** menu to turn it off.

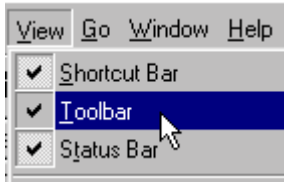


The check next to **Shortcut Bar** indicates that the shortcut bar is visible. When you select **Shortcut Bar**, the check disappears and the shortcut bar is no longer visible.

Displaying and Modifying Past Performances

Increase the main window size (continued)

- **Tool Bar**
The tool bar buttons are across the top of the window. Select **Toolbar** from the **View** menu to turn it off.



The box around the **Toolbar** tools indicates that the tool bar is visible. When you select **Toolbar**, the box disappears and the tool bar is no longer visible.

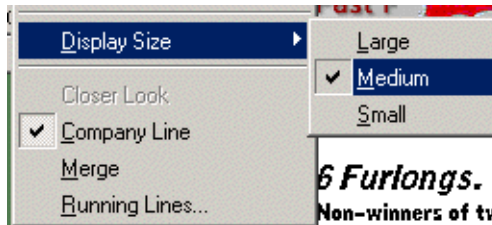
- **Status Bar**
The status bar runs along the bottom of the window. Select **Status Bar** from the **View** menu to turn it off.



The check next to **Status Bar** indicates that the status bar is visible. When you select **Status Bar**, the check disappears and the status bar is no longer visible.

Increase or decrease the display size

Increase or decrease the display size of the Past Performances page to make the figures easier to read. Select a font size from the **Display Size** item on the **View** menu



Displaying and Modifying Past Performances

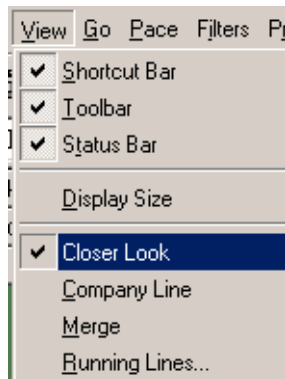
Change the view of Closer Look

You can choose not to view the Closer Look on the Past Performances page. The Closer Look is the text analysis of each horse. In the newspaper version of the Daily Racing Form, the Closer Look is to the right of the Past Performances. In Formulator, the Closer Look appears under WORKS. The Closer Look is not available for every Past Performance.

WORKS: Jly15 Aqu 3f sly :36¹ B (d) 1/2 Jun29 Aqu 3f fst :36 H 2/9 Jun10 /

CLOSER LOOK: Carries an intimidating presence as she's owned by Her Ma, easily best 9 rivals in her return from a layoff last-December, and most recent Park since her latest.

When Closer Look information is displayed, a check appears next to **Closer Look** on the **View** menu.



Select **Closer Look** from the **View** menu to turn off the viewing. The check disappears and the Closer Look is no longer displayed.

Displaying and Modifying Past Performances

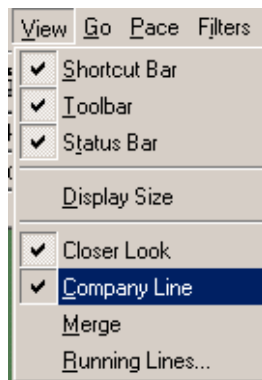
Change the view of company lines

You can choose not to view company lines on the Past Performances page. The company line is that portion of the running line that shows the first three finishers, weights, and margins.

You might choose not to view the company lines so that you can see more of the Past Performance page.

Aqu 1 0 0 0 \$1,230 | Dist 0 0 0 0
67- 16 Belongs Fast120² Cedar Knolls120³ Don't Slew Down120²₁ Taken
2/14 Oct22 Aqu 4f fst :49⁴ B 11/21

When company lines are displayed, a check appears next to **Company Line** on the **View** menu.



Select **Company Line** from the **View** menu to turn off the viewing. The check disappears and company lines are no longer displayed.

Displaying and Modifying Past Performances

Merge Workouts

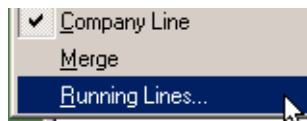
View workouts interspersed within running lines by choosing **Merge** from the **View** menu. The workouts are merged in chronological order.

By default, workouts are shown at the bottom of the Past Performance page. When workouts are merged with running lines, they appear in green.

By merging workouts, you get a chronological view of a horse's activity and insight into the trainer's methodology.

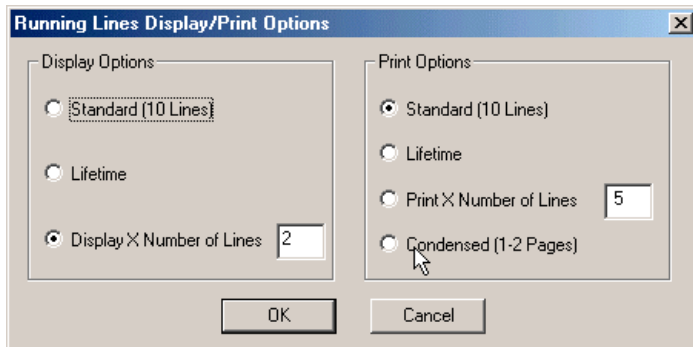
Change the running lines display

You can choose how many running lines are displayed on the Past Performances page. Select **Running Lines** from the **View** menu to display the Running Lines Display/Print Options Dialog Box.



Choose the maximum number of running lines you want to display for each entry. Select the standard of 10 lines per entry, all running lines for the lifetime of the entry, or enter a number of your choosing in **Display X Number of Lines**.

Click **OK** when you have made your selection.



Displaying and Modifying Past Performances

Hide or Unhide a Horse

Hide or unhide a horse by clicking your right mouse button and choosing **Hide Horse** or **Unhide Horse**. When you hide a horse, the horse's name appears in red and past performance information is no longer displayed.

WORKS: Sep10Sar brt 4f fst :50¹ B 372 Sep4Sar 4f fst :49¹ B 47 Aug28S.

TRAINER: Dirt (74 .18 \$1.85) Routes (123 .22 \$1.63) GrdStk (10 .20 \$1

Milwaukee Brew – Past Performance Hidden

5 Evening Attire

Own: Grant Mary & Joseph & Kelly Thomas J

5-1 Royal Blue, Yellow Chevrons, Yellow

BRIDGMOHAN S X (98 15 15 10 .16) 2002:(924 136 .15)

17Aug02-8Sar gd 1¼ :474 1:112 1:371 2:024 3+ Sar BCH-G2

Gr/ro
Sire:
Dam:
Br:
Tr:

Scratch or Unscratch a Horse

Scratch a horse by clicking your right mouse button and choosing **Scratch Horse**. When you scratch a horse, the horse's name is no longer visible.

5 Evening Attire

Own: Grant Mary & Joseph & Kelly Thomas J

5-1 Royal Blue, Yellow Chevrons, Yellow

BRIDGMOHAN S X (98 15 15 10 .16) 2002:(924 136 .15)

17Aug02-8Sar gd 1¼ :474 1:112 1:371 2:024 3+ Sar B

6Jly02-10Bel fst 1¼ :483 1:124 1:37 2:004 3+ Subur

1Jun02-13Suf fst 1½ :462 1:103 1:37 1:502 3+ Mass

2May02-7Aq sly 1½ ⊗ :49 1:133 1:383 1:512 4+ Alw 50440C

Gr/ro g. 4
Sire: Black Tie Affa
our (Ou
as J Kell
Patrick.

Trip Note

Horse Note

Scratch Horse

Hide Horse

113 9


106 4

107 4

105 4

To unscratch a horse, or to view the scratch and hide status for all horses,

click . The **Scratch and/or Hide Horse** dialog box appears.

Click  if you need assistance when viewing this dialog box.

Displaying and Modifying Past Performances

Manipulate Pace Settings


By default, the Past Performances page shows elapsed times for the horse in the lead and the final time for the winner.

To analyze fractional and final times on the Past Performances page, you can choose any combination of the following from the **Pace** menu:

- **Incremental Splits** to change the elapsed race time of a running line to incremental splits.
- **This Horse** to change the race time from the race leaders at each point of call to the horse you are currently viewing.
- Both **Incremental Splits** and **This Horse** to replace the standard running line race times with the incremental splits for the current horse. This allows you to view the second quarter split, or turn time, of the current horse in its last race.


View Specific Trainer Statistics

Double click the trainer name to view specific statistics. If trainer statistics are not available, a message indicates that the trainer was not found. If statistics are available, the **Trainer Statistics** dialog box appears.

Click  if you need assistance when viewing this dialog box. The Help includes a definition of each column.

View Specific Jockey Statistics

Double click the jockey name to view specific statistics. If jockey statistics are not available, a message indicates that the jockey was not found. If statistics are available, the **Jockey Statistics** dialog box appears.

Click  if you need assistance when viewing this dialog box. The Help includes a definition of each column.

Displaying and Modifying Past Performances

Choose Running Lines to Display

You can exclude running lines displayed on the Past Performances page by filtering those conditions that are not interesting to you. By default, no filters are applied. This means that all information is visible on the Past Performances page. To change the filtering, select an item from the **Filter** menu.

Choose a filter to show running lines of races that meet the criteria. For example, if you choose **Turf** from the **Surface** menu, only those running lines of races run on turf are visible in Past Performances.

Note: You can also choose to gray the text that is filtered. For example, if you are most interested in jockeys racing today, but want to see them in the context of all jockeys, you can gray the text for all jockeys other than those racing today. To do so, first select **Jockey** and then **Today's** from the **Filters** menu. Then select **Gray Filtered Text** from the **Filters** menu.

Choose any combination of the following:

- **Distance** to view running lines by All, Today's, Today's Plus, Sprint, Route
 - **Surface** to view running lines by All, Dirt, Turf
 - **Track Conditions** to view running lines by All, Fast/Firm, Off-Track
 - **Recency** to view running lines All, Within 15 Days, Within 30 Days, Within 45 Days, Within 60 Days, or Within 90 Days
 - **Medication** to view running lines by All, Today's Lasix, Lasix, Bute, or Lasix & Bute
 - **Early Pace** to view running lines by All, On The Lead (first two calls), Within Two Lengths (first two calls)
 - **Jockey** to selectively view all jockeys or jockeys racing today.
 - **Trainer** to selectively view all trainers or trainers with horses racing today.
 - **Track & Surface** to selectively view all tracks or tracks at which races are taking place today.
-

Displaying and Modifying Past Performances

Print Past Performances

Note: Before printing Past Performances, you can modify print options to use the PP Display Profile and to use large print fonts. To modify print options, choose **PP Print Options** from the **File** menu.

You can choose one of the following print options while viewing Past Performances in Formulator:

- To print the past performance information for this race, choose **Print** and then **This Race** from the **File** menu. Enter the appropriate information in the Print dialog box and click **OK**.
 - To print past performance information for all races on this race card, choose **Print** and then **All Races** from the **File** menu. Enter the appropriate information in the Print dialog box and click **OK**.
 - To print past performance information for selected races, choose **Print** and **Select Races** from the **File** menu. Select the races in the Select Races dialog box and click **OK**. Enter the appropriate information in the Print dialog box and click **OK**.
-

Displaying and Modifying Past Performances

Modify Past Performances Print Options

Choose **PP Print Options** from the **File** menu to modify Past Performance print options.

In the PP Print Options dialog box, choose the Past Performances print options.

- Set the General Print Options:
 - Use the options you set in the Past Performances profile. To do so, click your mouse on the box titled **Use Applied PP Profile** to place a check in the box.
 - Use larger printer fonts. When you choose to use larger printer fonts, the Past Performances print in landscape mode with fonts optimized for an 11 by 8 ½ piece of paper. To do so, click your mouse on the box titled **Use Large Print Fonts** to place a check in the box.
 - Print the track diagram.
- Set the Running Lines print options for the Past Performances. Choose from one of the following options:
 - **Standard** - This option prints up to 10 running lines per entry.
 - **Lifetime** - This option prints all running lines for the lifetime of the entry.
 - **Print x number of lines** - This option prints the number of lines that you specify.
 - **Condensed** - This option prints as many running lines per entry (minimum of one line per entry) so that the race card will fit on one printed page.

The changes to the Past Performances print options remain in affect until you change them. Click **OK** to continue.

Displaying and Modifying Past Performances

Move to a Past Performance for a Specific Race

Do one of the following:

- Click **Races** on the shortcut bar and choose one of the race numbers.
- Choose a race number from the drop down box.

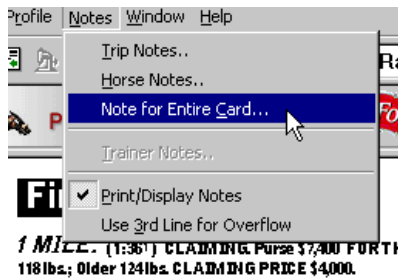


- Select **Races** from the **Window** menu.

Annotating Past Performances

Using the Notes Menu You can add your own comments to the Past Performances using the Formulator **Notes** option. There are two types of notes that you can add to the Past Performances:

- **Trip Note** - You can add trip notes for a specific horse or a race, or an entire race card.
 - To add a trip note for a horse or a race, select the **Trip Note** option from the **Notes** menu.
 - To add a trip note for every horse in every race on the card, select the **Note for Entire Card** option from the **Notes** menu.
- **Horse Note** - if you have a general comment for a horse that is not specific to any particular race, select the Horse Note option from the **Notes** menu.



To control the display of the notes in the performance profile, see “Setting Formulator Defaults” on page 79.

Annotating Past Performances

Add a Trip Note for a Horse or a Race

A *trip note* is a specific comment or observation for a horse that has completed a race. Select the **Trip Note** option from the **Notes** menu. The **Trip Notes** dialog is displayed.

Horse	Comment
Harlan's Holiday	
Puzzlement	
Abreeze	
Milwaukee Brew	trapped on rail
Evening Attire	
Repent	
Nothing Flat	
Lido Palace	

To add a trip note for a horse:

- Select a race in which the horse is entered from the drop-down box at the top of the dialog.
- Enter the descriptive text for the Trip note in the **Comment** column to the right of the horse's name.
- Click **OK**.

To enter a general trip note for all horses in the race, enter the comment in the **Trip Note for Race** field at the top of the dialog.

The trip note appears, right-justified, on the second line of the Running Lines information for the horse in any future race card in which the horse is entered.

Annotating Past Performances

Add a Trip Note (continued)

Note the following display information:

- Notes that were entered as trip notes for an individual horse are preceded by ***T**—
- Notes that were entered as trip notes for an entire race are preceded by ***R**—

```

1 1      $301,902 10/11/02 (389)  U U U U      $0 -
0 0      $0 - Dist (289)  6 1 0 2      $59,500 118
eHome1173 Momentum1241 1/2 MilwaukeeBrew124  Split foes late 3rd 14
      *C-Golden Rail *R-contentious pace *T-trapped on rail, full of run late
lack124no Momentum1243 MilwaukeeBrew1244  Came out,bested rest 6
ukBrw122hd BosquRdondo1181 Momntum1183 1/2 Closed determinedly 8
    
```

Alternatively, you can add a trip note for a horse by right-clicking on the horse.

4 Milwaukee Brew

Own: Stronach Stable
3-1 Black, Gold Ball, Two Red
DESORMEAUX KJ (2 0 0 1 0)

25 Aug 02 - 5 Dmr fst 1 1/4	:45	
14 Jly 02 - 5 Hol fst 1 1/4	:46	
15 Jun 02 - 9 Hol fst 1 1/4	:46	1:10 1:35 1:48 3* Ca

Trip Note

Horse Note

Scratch Horse

Hide Horse

To add a trip for this horse:

- Right-click the horse, and select **Trip Note**.
- Enter the descriptive text for the trip note in the entry field. There is a 30-character limit for this field.
- Click **OK**.

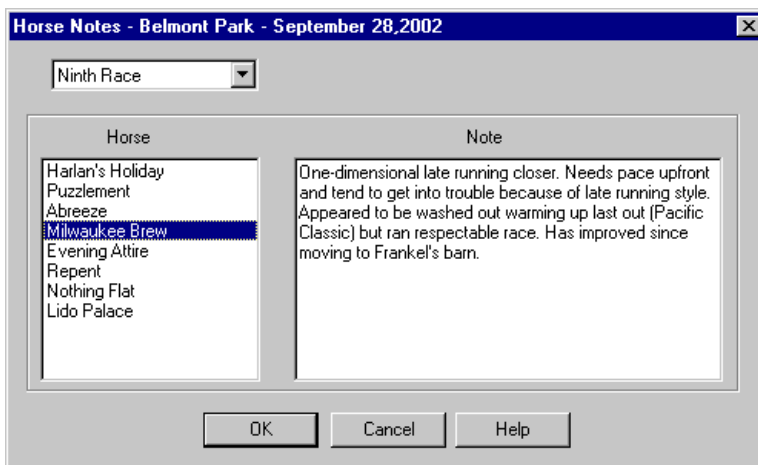
Annotating Past Performances

Add a Horse Note

A *horse note* is a general comment for a horse that is not specific to any particular race.

To add a note for a horse:

- Select the **Horse Note** option from the **Notes** menu. The **Horse Notes** dialog is displayed.



- Select a race in which the horse is entered from the drop-down box at the top of the dialog.
- Click on the horse's name in the **Horse** column on the left side of the dialog.
- Enter the descriptive text for the horse note in the **Note** column on the right side of the dialog.
- Click **OK**.

Annotating Past Performances

Add a Horse Note (continued)

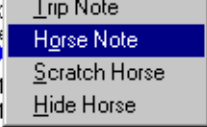
The note appears below the **Works** and **Trainer** information in any race that the horse is entered.

WORKS: Sep24 Bel 4f fst :50 B 21/41 • Sep18 Bel 6f fst 1:13³ B 1/6 Sep7 Dmr 4f fst :48³ H 11/5
TRAINER: 31-60Days (240 .28 \$2.10) Dirt (204 .27 \$1.87) Routes (590 .26 \$1.81) GrdSt
Horse Note: One-dimensional late running closer. Needs pace upfront and tend to get into

Alternatively, you can add a horse note by right-clicking on the horse.

5 Evening Attire

Own: Grant Mary & Joseph & K
5-1 Royal Blue, Yellow Chevrons, Yellow
BRIDGMOHAN SX (98 15 15 10
17 Aug 02 - 8 Sar gd 1 1/4 :474 1
6 Jly 02 - 10 Bel fst 1 1/4 :483 1
1 Jun 02 - 13 Suf fst 1 1/8 :462 1:10³ 1:37 1:50² 3* Mass H-I



To add a horse note for this horse:

- Right-click the horse, and select **Horse Note**.
- Enter the descriptive text for the horse note in the entry field. There is a 30-character limit for this field.
- Click **OK**.

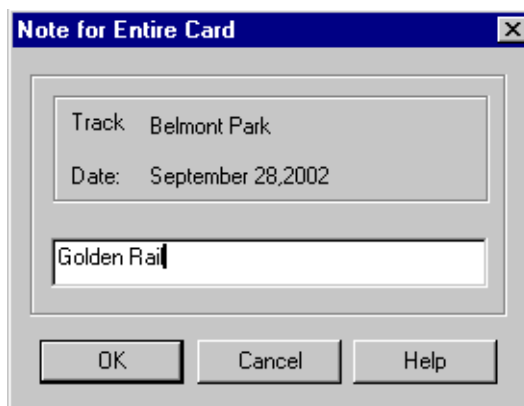
Annotating Past Performances

Add a Note for the Entire Card

You can add a trip note that appears for every horse that ran in every race that day. This feature is especially useful when you have a track-specific comment that would apply to the entire card. For example, if the track was very slow for every race that day, you could enter "Slow track" as a comment. That comment would then appear in future race cards for every horse that ran that day.

To add a note for the entire card:

- Select the **Note for Entire Card** option from the **Notes** menu. The **Note for Entire Card** dialog is displayed.



- Enter the text for the note in the entry field. There is a ten character maximum for this field.
- Click **OK**.

The information you add in the entry field on the **Note for Entire Card** dialog appears right-justified, on the second line of the Running Lines information for the horse in any future race card in which the horse is entered. Notes that were entered for an entire card are preceded by *C-

```

0 0          $0 -|Dist (289) 6 1 0 2          $89,500 188
eHome1173 Momentum1241 1/2 MilwaukeeBrew124 1/2 Split foes late3rd 14
      *C-6 olden Rail *R-contentious pace *T-trapped on rail, full of run late
lack124 1/2 Momentum124 3/8 MilwaukeeBrew124 4/8 Came out, bested rest 6
  
```


Working with Past Performance Profiles

Introduction

A Past Performances profile is a group of settings you have selected to save. For example, by default the Past Performance page is set to a display size of **Normal Sized Fonts**. If you prefer to view the page at a smaller font size, you can set the view to **Small Sized Fonts**, and then save the profile.

You can create a profile in two ways:

- dynamically, as you modify settings on the Past Performances page
- using the Profile Wizard, available from the **Profile** menu

Initially, all Formulator defaults are used when viewing the Past Performances page. When you change settings from the Formulator defaults to settings that you prefer, you can save the profile to reflect your changes.

Once you create and save the profile, you can apply it at any time. You can also set your saved profile in **Setup Defaults** so that it is used each time you open the Past Performances page. See “Setting Formulator Defaults” on page 79 for more information.

Working with Past Performance Profiles

Create and Save a Profile

You can create a profile in two ways:

- using the Profile Wizard, available from the **Profile** menu
- dynamically, as you modify settings on the Past Performances page

While viewing Past Performances, you can modify:

- The view settings
- The pace display settings
- Running line display filters

Once you modify settings, you can save the modifications in a profile. Saving a profile allows you to use the settings when viewing another Past Performance.

To save the settings in a profile, perform the following steps:

Step	Action
1	Select Save PP Profile As from the Profile menu.
2	Enter a profile name in the Save PP Profile As dialog box.
3	If you would like this profile to be your default profile, click Set to Default Profile . The default Profile is used each time you view Past Performances.
4	Click OK to save the profile or Cancel to close the dialog box.

To use the Profile Wizard, perform the following steps:

Step	Action
1	Select Profile Wizard from the Profile menu.
2	Set the filter options by selecting from the drop down lists. Optionally, click Today's Plus to set the distance ranges to include in the Past Performance running lines and click Next .
3	Set the View options, including the Display Size, Company Line, Merge Workouts, Closer Look, and Gray Filtered Text settings and click Next .
4	Set the Pace Display options for Splits and Horse and click Next .
5	Enter a profile name in the Profile Name field.
6	If you would like this profile to be your default profile, click Set to Default Profile . The default Profile is used each time you view Past Performances.
4	Click Finish to create the profile or Cancel to close the dialog box.

Working with Past Performance Profiles

Apply an Existing Profile

While viewing Past Performances, you can apply an existing PP profile. To do so:

Step	Action
1	Select Apply PP Profile from the Profile menu.
2	Select a profile from the Profile drop down box. Note: If there are no selections in the Profile drop down box, no profiles have been saved. You should create and save a profile before continuing.
3	If you would like this profile to be your default profile, click Set to Default Profile . The default profile is used each time you view Past Performances.
4	Click OK to save the profile or Cancel to close the dialog box.


Working with Past Performance Profiles

Modify the Current Settings

Select **Modify Current Settings** from the **Profile** menu to see all settings in use.

The **Current Settings** dialog box displays the following:

- The profile currently applied, if any.
- All filter options, including the Running line display filters (see “Choose Running Lines to Display” on page 30)
- The view settings, including:
 - Whether the company line is displayed (see “Change the view of company lines” on page 26)
 - Whether the Closer Look is displayed (see “Change the view of Closer Look” on page 25)
- The pace display settings (see “Manipulate Pace Settings” on page 29)

Click  if you need assistance when viewing this tab dialog box.

Step	Action
1	Select Modify Current Settings from the Profile menu.
2	Change any of the values on the Filters, View, or Pace tabs.
3	Click Apply on the tab when you finished modifying the settings.
4	Click OK to save the profile settings or Cancel to close the dialog box.

Restore Formulator PP Settings

While viewing Past Performances, you can restore Formulator Past Performance settings. If you had previously applied a profile, that profile is removed and all defaults settings are restored.

To restore settings, select **Restore Default Settings** from the **Profile** menu or from any tab on the **Current Settings** dialog box.

Viewing Selections

Introduction The Selections page shows each handicapper's picks for each race. You cannot modify the information on or the view of the Selections page.

How to use Selections Click the Selections shortcut or select **Selections** from the **Go** menu.

Identify Scratched Horses Scratched horses appear with a line through them.

RACE	Midnight Red
2	Luykas
	Camford

Identify Best Bets Best bets appear in bold.

Swiss Country
Wedding Day Bls
Is A Doll

Read Consensus Statistics The track handicapper's consensus statistics appear under the handicapper's name on the Selections page. The statistics include number of races picked, top pick winners, and (in parentheses), top pick finishes in the money.

	RON GIERKINK	HANDICAP	BILL TALLON
	Sargeant Street	Pit Boss	
1	Seguin	Sargeant Street	
	Pit Boss	Seguin	

Viewing Selections

Read Consensus Totals

Consensus totals are based on five points for first place, two points for second place, one point for third place, and seven points for best bet.

CONSENSUS

Real Merry	19
Effervescence	7
Feathered	4

For example, if the first two handicappers pick Real Merry to win, the third handicapper picks Real Merry to place, and the fourth handicapper picks Real Merry as a best bet, Real Merry's consensus total is nineteen — five points each for the win picks, two points for the place pick, and seven points for the best bet pick.

Printing Selections

To print the Selections window, choose **Print** on the **File** menu.

Viewing the Beyer Graph

Introduction

The Beyer Graph shows Beyer speed figures of all entries in a specific race. The information in the top right corner of each horse's past performance:

Life	61	13	8	8	\$155,765	95
2003	9	0	0	3	\$5,355	65
2002	15	2	3	1	\$28,765	86
FL	0	0	0	0	\$0	-

is displayed in the first four columns on the Beyer Graph:

Life	Cur. Year	Prior Year	Trk & Surf
100	90	85	87
100	90	85	87

The information to the right of this:

D.Fst	11	1	5	2	\$38,940	79
Wet	2	1	0	1	\$13,830	70
Turf	0	0	0	0	\$0	-
Dist	6	0	2	2	\$21,210	79

is displayed in the next four columns:

Life	Cur. Year	Prior Year	Trk & Surf	Fast Dirt	Wet	Turf	Dist	Last 10	Last Race
100	90	85	87	81	68		81	81	68
100	90	85	87	79	70		79	78	65

Viewing the Beyer Graph

Introduction (continued)

The information in the Past Performances running lines:

:574	1:10 ⁴	CIm 25000 (25-20)	73
:572	1:10	3 † Alw 26190n2x	46
:592	1:13 ¹	CIm 50000 (50-45)	60
:571	1:10	Legal Light76k	73
:584	1:05 ⁴	Alw 18000n2x	61
:573	1:10 ¹	Alw 32600n2x	75
1:10 ⁴	1:17 ²	Alw 25200n2x	52
:572	1:04	Alw 18700n2l	70
:564	1:09 ²	Pa-Tha Juv42k	79
:582	1:05	Md Sp Wt 17k	66

is displayed in the following three columns on the Beyer Graph:

Horse	Fast Dirt	Wet	Turf	Dist	Last 3	Last 10	Last Race
Prince Of Valor	80	61		80	80	80	80
Jebular	79	70		79	73	79	73

The top portion of the Beyer Graph page includes a row for each horse in the race. The bottom portion of the page graphs the Beyer speed figures.

Viewing the Beyer Graph

Definition of Beyer Speed Figures

Every performance by every horse in North America is assigned a Beyer number which reflects the time of the race and the inherent speed of the track over which it was run, permitting easy comparisons of efforts at different distances. A horse who earns a 90 has run faster than one who runs an 80. In this system of numbers, 2 1/2 points are roughly equal to one length in sprints, and 2 points to one length in routes.

On the Beyer scale of numbers, the best horses in the country earn figures in the 120s. Good allowance horses or low-grade stakes horses run around 100. A typical \$25,000 claiming race would be run in the low 90s, a \$10,000 claiming race in the low to mid 80s. The average winning figure for bottom level \$2,500 claimers at smaller tracks is 57. Figures of horses who are badly beaten in slow races can dip into negative numbers.

Viewing the Beyer Graph

How to use the Beyer Graph Click the Beyer Graph shortcut or select **Beyer Graph** from the **Go** menu.

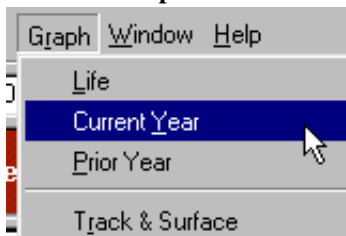
Graph Beyer Speed Figures by Specific Columns

Click any of the first seven column headings in the top portion of the page to see the Beyer speed figures graphed by a specific column.

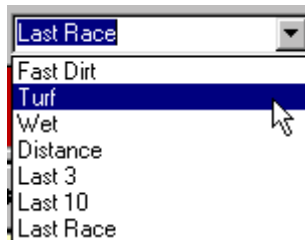
Horse	Life	Cur. Year	Prior Year	Trk & Surf	Fast Dirt	Wet	Turf	Dist
-------	------	-----------	------------	------------	-----------	-----	------	------

The graph changes as you click each heading.

Alternatively, you can select a specific column to graph by choosing one from the **Graph** menu.



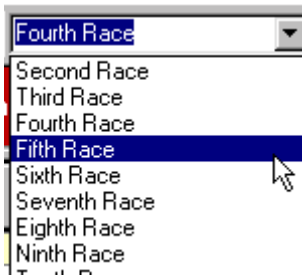
or by choosing one from the **Columns** drop down box.



Viewing the Beyer Graph

Move to the Beyer Graph for a Specific Race

Move to the Beyer Graph for a specific race by choosing a race number from the drop down box.



Show and Hide Beyer Graph Columns

You can choose to show and Beyer Graph columns by choosing **Show/Hide Columns** from the **View** menu while you are viewing the Beyer Graph for a particular race.

Select each item in the Show/Hide Columns dialog box. A check next to the item indicates the column appears. A box without a check indicates the column does not appear. Click **OK** to continue.

Alternatively, to hide columns from the Beyer Graph view, you can position your mouse in the column you would like to hide and click your right mouse button. Choose **Hide** to hide the column. To show the column once again, you must invoke the Show/Hide Columns dialog box from the **View** menu.

Print the Beyer Graph

To print the Beyer Graph you are currently viewing, choose **Print** from the **File** menu.

Viewing Jockey Information

Introduction

The Jockey Form contains 16 columns of information for each jockey who has a start in the currently selected race card.

The Jockey Form is in the same format as the one you see in the Daily Racing Form newspaper. However, you can sort this Jockey Form in ascending or descending order by jockey name, mounts, and wins. By default, the form is sorted in descending order by wins.

How to use the Jockey Form

Click the Jockey Form shortcut or select **Track Facts** and then **Jockey Form** from the **Go** menu.

Column definitions

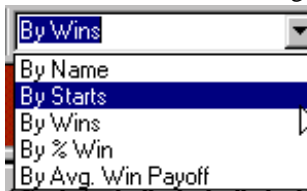
For a definition of each column, select **Formulator Help** from the **Help** menu. Double click **Viewing Trainer and Jockey Information** and then double click **Jockey Column Descriptions**.

Change the sorting

To change sorting, double click the Jockey, Mount, 1st, % Win, or Avg. Win Pay Off column heading.


Jockey	Mount	1st	2nd	3rd	%Win	%%	Avg. Win Pay Off
--------	-------	-----	-----	-----	------	----	------------------

or choose one of the sorting methods from the drop down box.




Change between Ascending and Descending Order

To change between descending and ascending order, click one of the buttons on the button bar.



Viewing Jockey Information

Find a Jockey

To find a jockey, click  or choose **Find** from the **Edit** menu.

Show and hide Jockey Form columns

You can choose to show and hide Jockey Form columns by choosing **Show/Hide Columns** from the **View** menu while you are viewing the Jockey Form.

Select each item in the Show/Hide Columns dialog box. A check next to the item indicates the column appears. A box without a check indicates the column does not appear. Click **OK** to continue.

Alternatively, to hide columns from the Jockey Form view, you can position your mouse in the column you'd like to hide and click your right mouse button. Choose **Hide** to hide the column. To show the column once again, you must invoke the Show/Hide Columns dialog box from the View menu.

Print Jockey Information

To print information in the Jockey window, choose **Print** from the **File** menu.

Viewing Trainer Information

Introduction

The Trainer Form contains 16 columns of information for each trainer who has a start in the currently selected race card.

The Trainer Form is in the same format as the one you see in the Daily Racing Form newspaper. However, you can sort this Trainer Form in ascending or descending order by trainer name, starts, and wins. By default, the form is sorted in descending order by wins.

How to use the Trainer Form

Click the Trainer Form shortcut or select **Track Facts** and then **Trainer Form** from the **Go** menu.

Column definitions

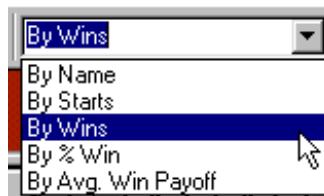
For a definition of each column, select **Formulator Help** from the **Help** menu. Double click **Viewing Trainer and Jockey Information** and then double click **Trainer Column Descriptions**.

Change the sorting

To change sorting, double click the Trainer, Starts, 1st, % Win, or Avg. Win Pay Off column heading.


Trainer	Starts	1st	2nd	3rd	%Win	%%\$	Avg. Win Pay Off
---------	--------	-----	-----	-----	------	------	------------------

or choose one of the sorting methods from the drop down box.




Change between Ascending and Descending Order

To change between descending and ascending order, click one of the buttons on the button bar.



Viewing Trainer Information

Find a Trainer

To find a trainer, click  or choose **Find** from the **Edit** menu.

Show and Hide Trainer Columns

You can choose to show and hide Trainer Form columns by choosing **Show/Hide Columns** from the **View** menu while you are viewing the Trainer Form.

Select each item in the Show/Hide Columns dialog box. A check next to the item indicates the column appears. A box without a check indicates the column does not appear. Click **OK** to continue.

Alternatively, to hide columns from the Trainer Form view, you can position your mouse in the column you'd like to hide and click your right mouse button. Choose **Hide** to hide the column. To show the column once again, you must invoke the Show/Hide Columns dialog box from the View menu.

Print Trainer Information

To print information in the Trainer window, choose **Print** from the **File** menu.

Viewing Trainer/Jockey Combinations

Introduction

The Trainer/Jockey Combo contains 6 columns of information for each trainer/jockey combination. There is a row for each trainer and a row for every jockey who has had multiple wins for the trainer.

The Trainer/Jockey Combo is in the same format as the one you see in the Daily Racing Form newspaper. However, you can sort this Trainer/Jockey Combo in ascending or descending order by trainer name, starts, and wins. By default, the form is sorted in descending order by wins.

How to use the Trainer/Jockey Combo Form

Click the Trainer/Jockey Combo Form shortcut or select **Track Facts** and then **Trainer/Jockey Combo** from the **Go** menu.

Column definitions

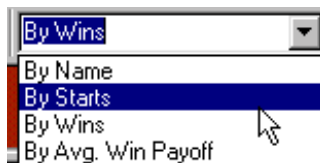
For a definition of each column, select **Formulator Help** from the **Help** menu. Double click **Viewing Trainer and Jockey Information** and then double click **Trainer/Jockey Combo Column Descriptions**.

Change the sorting

To change sorting, double click the Trainer/Jockey, Starts, 1st, or Avg. Win Pay Off column heading.

Trainer/Jockey	Starts	1st	2nd	3rd	Avg. Win Pay Off
----------------	--------	-----	-----	-----	------------------

or choose one of the sorting methods from the drop down box.




The sorting is based on the trainer. For example, if you click on the **Trainer/Jockey** column, the trainer names are sorted alphabetically and the jockeys associated with each trainer are sorted alphabetically under the Trainer's name. If you click **Wins**, the rows are sorted by Trainer wins. Jockey wins are sorted under each Trainer's name.

Viewing Trainer/Jockey Combinations

Change between Ascending and Descending Order

To change between descending and ascending order, click one of the buttons on the button bar.



Find a Trainer or a Jockey

To find a trainer or a jockey, click  or choose **Find** from the **Edit** menu.

Show and Hide Trainer - Jockey Combo columns

You can choose to show and hide Trainer - Jockey Combo columns by choosing **Show/Hide Columns** from the **View** menu while you are viewing the Trainer - Jockey Combo Form.

Select each item in the Show/Hide Columns dialog box. A check next to the item indicates the column appears. A box without a check indicates the column does not appear. Click **OK** to continue.

Alternatively, to hide columns from the Trainer - Jockey Combo view, you can position your mouse in the column you'd like to hide and click your right mouse button. Choose **Hide** to hide the column. To show the column once again, you must invoke the Show/Hide Columns dialog box from the View menu.

Print Trainer/Jockey Combo Information

To print information in the Trainer/Jockey window, choose **Print** from the **File** menu.

Viewing Race Charts

Introduction

With Formulator, you have easy access to a variety of Form Note Race Charts for the last three races any horse has run simply by clicking on the blue link of the race date, within a Past Performances. Formulator displays the traditional results chart for that race, but provides several viewing options for the information.

From the **Charts** view, you can also drill-down to the Past Performances of other horses that your horse has run against in the past.

Display the Race Chart

To display the Race Chart for a specific horse, click on the race date object, highlighted in blue, in the running line of a Past Performance. You can also access a Race Chart by completing the following steps:

- Select **Open Form Note Chart** from the **File** menu. Formulator displays the **Open Form Notes Chart** dialog box.
- On the left side of the dialog box, select the **Track** from the drop-down list box.
- On the right side of the dialog box, use the Calendar section to select the **Date** for the race.
- Click **OK**.

The standard chart view is displayed, as shown below.

Sixth Race Aqueeduct
January 29, 2004

1 Mile 70 Yards. MAIDEN SPECIAL WEIGHT. INNER DIRT. (3 Years Old. Weight 120 lbs. (Registered New York Breds allow...

Value of Race: \$42,000 Winner \$25,200; second \$8,400; third \$4,200; fourth \$2,100; fifth \$1,260; sixth \$280; s
Exacta Pool \$234,474 Trifecta Pool \$158,200

LastRaced	Horse	M/Eqt	A.	Wt	PP	St	1/4	1/2	3/4	Str
11Jan04 6AQU3	Ten Treasures	L	3	120	4	1	2 2 $\frac{1}{2}$	2 5 $\frac{1}{2}$	1 1 $\frac{1}{2}$	1 hd
28Dec03 3AQU2	After the Tone	L	3	115	7	6	3 1 $\frac{1}{2}$	3 1 $\frac{1}{2}$	3 $\frac{3}{4}$	2 $\frac{6}{8}$
11Jan04 6AQU5	Runaway Eleanor	L	3	115	2	4	7 1	5 2	4 hd	5 $\frac{1}{2}$

Note: Race Charts are available **only** for the last three starts.

Viewing Race Charts

Changing Chart Views using the View menu

You can change the chart view by selecting the View menu and selecting any of the following chart views:








- **Standard Chart view** - the default view, showing the standard race results chart for the specific race you selected.
- **Next Race view** - shows the race chart for the next race in which the horse ran.
- **Beyer Figures view** - shows the Beyers for the last ten races for all of the horses in the field. The Beyer numbers are not available for any starts that are less than ten days old.
- **Incremental Pace view** - shows the split times for each individual horse in the field.
- **Elapsed Times view** - shows the elapsed time for each individual horse in the field.
- **Race Comments view** - shows the DRF comment line for each horse in the field.
- **Trip Notes view** - shows any trip notes entered for any horse in the race. (For more information, see “Add a Trip Note for a Horse or a Race” on page 35.)

All of these features are in place to help you gauge the quality of the race in question, by maximizing the information that is readily available in a DRF chart. Further, you can use the blue arrows or the drop-down menu at the top of the page to look at the other charts on the same race card - it's a great way to check if there were any track biases that day.

Viewing Race Charts

Changing Chart Views using the Icons


You can also choose a chart view by clicking on an icon in the tool bar, as shown below:

Icon	Chart
	The standard chart view.
	The Next Race view.
	The Beyer Figures view.
	The Incremental Pace view.
	The Elapsed Times view.
	The Race Comments view.
	The Trip Notes view.

Viewing Race Charts

Viewing Lifetime Past Performances

From any Chart view, the names of all of the horses in the chart are highlighted in blue. Click on any of the names to display the lifetime PPs for that specific horse, as shown below.

Past Performance:		Racing Daily Form		Brassy Karakorum		
						
Brassy Karakorum		Dc b or br g 3 (May) EASOC TD \$5,500				
Own: Karakorum Farm		Sire: Dixie Brass (Disieland Band) \$10,000				
Red and Black Vertical Halves, Red		Dam: Blues Cure Blues (Cure the Blues)				
		Br: Bill Antoniou (NY)				
		Tr: Odintz Jeff				
27Mar04-	4AQU gd 6f	:22 ³ :46 ³ :59 ¹ 1:12 ¹ 3*	ⓂdSpWt41k	57	1 3 87 ¹ 97 ¹ 85 ² 63 ² Chavez J F	L 11
20Mar04-	4AQU gd 7f	:22 ⁴ :46 ¹ 1:12 ⁴ 1:26 ⁴ 3*	ⓂdSpWt41k	26	4 4 51 ¹ 83 ² 78 ² 81 ¹ Castillo H Jr	L 11
29Feb04-	1AQU fst 6f	:23 :47 :59 ¹ 1:12 ²	ⓂdSpWt41k	50	10 2 52 31 ¹ 35 ¹ 44 Castillo H Jr	L 12
14Feb04-	5AQU fst 6f	:22 ¹ :46 ⁴ 1:00 1:13 ³	ⓂdSpWt41k	43	6 3 89 ² 101 ² 89 ² 45 Garcia Alan ⁵	L 11
23Jan04-	4AQU fst 6f	:23 :48 1:01 1:13 ³	ⓂdSpWt41k	39	10 1 43 53 ¹ 53 ¹ 49 ² Garcia Alan ⁵	L 11
9Jan04-	1AQU fst 6f	:23 ³ :48 ¹ 1:01 ¹ 1:14 ¹	ⓂdSpWt41k	47	1 6 1 nd 31 ¹ 34 ¹ 35 Garcia Alan ⁵	L 11
17Dec03-	4AQU sly 6f	:23 :46 ¹ :59 1:12 ¹	ⓂdSpWt41k	40	2 614 Thornton T ⁵	L 11
5Oct03-	2Bel fst 5 ¹ f	:23 :46 ¹ :58 ⁴ 1:05 ³	ⓂdSpWt41k	19	1 3 53 ¹ 78 ² 819 820 Espinoza J L	L 12
10Sep03-	2Bel fst 6f	:22 ³ :46 :58 ¹ 1:11 ²	ⓂdSpWt41k	24	10 5 32 ¹ 87 ² 818 818 ¹ Bridgmohan S X	L 11
WORKS: Jan2 Aqu 3f fst :37 ¹ B 35						

This feature is very useful to investigate the quality of a horse's competition.

Note: You can access the Lifetime PPs for a horse, **only** for the race number in the Race Card from which you accessed the chart.

Once you are finished reviewing the Past Performances, use the backwards arrow button at the top of the page to return to the Charts view.

Additional Options

You can also perform the following actions from the Chart View:

- Navigate to a different race in the chart by using the race arrows in the toolbar or the drop-down list, shown below.



- Click on an entry in the Last Raced column of a horse within the Chart View. This displays the chart for each horse's last race.
- Use the **Chart Lookup** dialog box to display a results chart. To do so, select **Open FormNote Chart** from the **File** menu.
- To return to the Past Performance, select the race card icon from the toolbar, shown below.



4. Investigating Trainer Patterns

Introduction This chapter describes how to

- Display Trainer Patterns
- Customize the Results
- View Trainer Pattern Details

In this chapter This chapter contains the following topics.

Topic	See Page
Displaying Trainer Patterns	64
Viewing the Results	65
Customizing the Results	70

Displaying Trainer Patterns

Introduction

When handicapping a race, it is very useful to investigate a trainer's history in a similar race. For example, does the trainer excel in cheap claiming races?

This powerful feature enables you to perform in-depth analyses of a trainer's patterns. You can create custom queries about a specific trainer history and tendencies, and view both summary level and detailed results for the query. You can also browse through the Past Performances of all the horses in a trainer's stable, and use filters to isolate specific horses and to identify patterns.

How to display Trainer Patterns

Click on a trainer's name, highlighted in blue text, in the top portion of the Past Performance.

Past Performance: *Racing Daily Form* **Third Race - Aqueduct**

D. Sashes, White \$50,000

Dk. b or br f.3 (Mar)
 Sire: Prenup (Smarten) \$1,500
 Dam: Sevastar (Sevastopol)
 Br: Althea Richards(Va)
 Tr: Turner William H Jr (10 1 1 1 .10)2004:(44 2 .05)

fat: 50' B (d) 69/87 • Mar31 Bel tr.t 4f stly: 50' B (d) 7/4 11 Bel tr.t 4f fat: 50' B (d) 69/77 Mar 11 \$1.86) Dirt (196 .10 \$1.32) Sprint (83 .12 \$1.75) MdnClm (14 .07 \$0.68)

Formulator displays the entirety of the trainers training records, providing both the trainer's statistics and the actual Performance Profiles for the individual horses trained. You can refine the scope of the query results by modifying the filter options. For more information, see "Customizing the Results" on page 70.

Note: A Trainer Patterns file is available only the day prior to a race, and until 4.a.m. (EST) on race day.

Viewing the Results

Introduction

When you click on a trainer's name, highlighted in blue text, in the top portion of the Past Performance, Formulator displays the entirety of the trainers training records, providing both the trainer's statistics and the actual Performance Profiles for the individual horses trained.

Trainer Patterns														Turner William H Jr	
Turner William H Jr :: 6 1/2 Furlongs. - 3 Year Olds. - Fillies. - Md 50000(50-40).															
Starts		Wins		ITM		Win%		ITM%		\$2 ROI					
9		0		1		N/A		11%		N/A					
View TP PPs		Return to Race Card		Reset TP Filters		Modify TP Filters		Display TP Filters		TP Help					
Horse	Track	Date	Race	Days Off	Class	Distance	Surface	Beyer	Post Position	Finish	Off. Fin.	Margin	Odds	Jockey	
Chivome	Aqu	12/06/01	4	FTS	©M d 35000	6f	▣	44	5	5	5	4.25	16.70	Prado E S	
Divine Honor	GP	01/05/00	10	FTS	©M d 50000 (50-45)	6f		41	5	5	5	7.75	11.20	Davis R G	
Quecreek	Aqu	11/14/02	3	FTS	©M d 40000 (40-30)	6½f		24	3	3	3	15.00	4.80	Castellano J J	
Quiet Quest	Bel	10/21/99	3	FTS	M d 75000 (75-65)	7f		34	9	7	7	10.75	6.40	Davis R G	

Viewing the Summary Information

The top line of the Trainer Patters page displays the lifetime statistics of the trainer:

- **Starts** - The number of starts for this trainer.
- **Wins** - The number of times this trainer has won.
- **ITM** - The number of times this trainer has finished in the money.
- **Win %** - The percentage of times this trainer has won.
- **ITM %** - The percentage of times this trainer has finished in the money.
- **\$2 ROI** - The average return on investment per two dollars wagered on this trainer.

Viewing the Results

Trainer Patterns		Racing Daily Form										Turner William H Jr		
Turner William H Jr :: 6 1/2 Furlongs. - 3 Year Olds. - Fillies. - Md 50000(50-40).														
Starts	Wins	ITM	Win%	ITM%	\$2 ROI									
9	0	1	N/A	11%	N/A									
View TP PPs		Return to Race Card		Reset TP Filters		Modify TP Filters			Display TP Filters			TP Help		
Horse	Track	Date	Race	Days Off	Class	Distance	Surface	Beyer	Post Position	Finish	Off. Fin.	Margin	Odds	Jockey
Chiyome	Aqu	12/06/01	4	FTS	©M d 35000	6f	□	44	5	5	5	4.25	16.70	Prado E S
Divine Honor	GP	01/05/00	10	FTS	©M d 50000 (50-45)	6f		41	5	5	5	7.75	11.20	Davis R G
Quecreek	Aqu	11/14/02	3	FTS	©M d 40000 (40-30)	6½f		24	3	3	3	15.00	4.80	Castellano J J
Quiet Quest	Bel	10/21/99	3	FTS	M d 75000 (75-65)	7f		34	9	7	7	10.75	6.40	Davis R G

Selecting from the Options Bar

The second section of the page provides options that help you navigate to other relevant areas of Formulator, or help you further refine your investigation.

- **View TP PPs** - Click this option to display the Past Performances for all of the horses trained by the selected trainer. You can click the **TP Options** menu item, and selecting **View TP PPs**.
- **Return to Race Card** - Click this option to navigate back to the race card where you started.
- **Reset TP Filters** - Click this option to clear the filters you selected in the Modify TP Filters dialog box, and return the options to the default settings. You can also return the filters to their default settings by clicking the **TP Options** menu item, and selecting **Reset TP Filters**.
- **Modify TP Filters** - Click this option to display the Modify TP Filters dialog box, which enables you to further refine your investigation by changing any of the following options (You can also display the Modify TP Filters dialog box by clicking the **TP Options** menu item, and selecting **Modify TP Filters**):
 - Change the basic horse and trainer filters
 - Change the filters for race categories and custom ranges
 - Change the track and jockey filters
- **Display TP Filters** - Click this option to display the Display TP Filters dialog box. This dialog box displays a summary list of the settings you specified on the Modify TP Filters dialog box. The list includes only those filters that you have changed from the default settings.

Viewing the Results

Trainer Patterns		Racing Daily Form		Turner William H Jr										
Turner William H Jr :: 6 1/2 Furlongs. - 3 Year Olds. - Fillies. - Md 50000(50-40).														
Starts		Wins		ITM		Win%		ITM%		\$2 ROI				
9		0		1		N/A		11%		N/A				
View TP PPs		Return to Race Card		Reset TP Filters		Modify TP Filters		Display TP Filters		TP Help				
Horse	Track	Date	Race	Days Off	Class	Distance	Surface	Beyer	Post Position	Finish	Off. Fin.	Margin	Odds	Jockey
Chiyome	Aqu	12/06/01	4	FTS	①M d 35000	6f	□	44	5	5	5	4.25	16.70	Prado E S
Divine Honor	GP	01/05/00	10	FTS	①M d 50000 (50-45)	6f		41	5	5	5	7.75	11.20	Davis R G
Quecreek	Aqu	11/14/02	3	FTS	①M d 40000 (40-30)	6½f		24	3	3	3	15.00	4.80	Castellano J J
Quiet Quest	Bel	10/21/99	3	FTS	M d 75000 (75-65)	7f		34	9	7	7	10.75	6.40	Davis R G

Viewing the Columns

The following columns are displayed in the Trainer Patterns detail view, which is the lower half of the Trainer Patterns Detail View page.

- **Horse** - The name of the horse. Double-click the name to display the Past Performance for that horse.
- **Track** - The abbreviation for the name of the track.
- **Date** - The date on which the race was run.
- **Race** - The number of the race on the race card.
- **Days Off** - The number of days off the horse had between races. FTS indicates the first race that the horse has run.
- **Class** - The class of the race. A standard class ladder has stakes races at the top (Grade 1, Grade 2, Grade 3, and ungraded), followed by allowance races, then claiming races (by price), then restricted claiming races, then maiden races and maiden claiming races.
- **Distance** - The distance over which the race was run.
- **Surface** - The track surface for the race.
- **Beyer** - The Beyer speed figure for the horse.
- **Post Position** - The post position for the horse for this race.
- **Finish** - The position where the horse finished the race.
- **Off. Fin.** - The official finish position for the horse.
- **Margin** - The margin, in lengths, by which the horse finished behind the winning horse.
- **Odds** - The odds for the horse to win the race.
- **Jockey** - The name of the jockey.
- **Starters** - The number of horses in the field for that race.

Viewing the Results

Trainer Patterns													Turner William H Jr		
Turner William H Jr :: 6 1/2 Furlongs. - 3 Year Olds. - Fillies. - Md 50000(50-40).															
Starts	Wins	ITM	Win%	ITM%	\$2 ROI										
9	0	1	N/A	11%	N/A										
View TP PPs	Return to Race Card	Reset TP Filters	Modify TP Filters	Display TP Filters	TP Help										
Horse	Track	Date	Race	Days Off	Class	Distance	Surface	Beyer	Post Position	Finish	Off. Fin.	Margin	Odds	Jockey	
Chiyome	Aqu	12/06/01	4	FTS	(M d 35000	6f	<input checked="" type="checkbox"/>	44	5	5	5	4.25	16.70	Prado E S	
Divine Honor	GP	01/05/00	10	FTS	(M d 50000 (50-45)	6f		41	5	5	5	7.75	11.20	Davis R G	
Quecreek	Aqu	11/14/02	3	FTS	(M d 40000 (40-30)	6½f		24	3	3	3	15.00	4.80	Castellano J J	
Quiet Quest	Bel	10/21/99	3	FTS	(M d 75000 (75-65)	7f		34	9	7	7	10.75	6.40	Davis R G	

Viewing Trainer Patterns Past Performances

Click the **View TP PPs** option to display the Past Performances for all of the horses trained by the selected trainer that conform to the TP filters you have selected. From this view, only the running lines that apply to the specific Trainer Patterns filters you have specified are highlighted.

You can also see the workout information that is related to the running lines you see in the TP Past Performances view by selecting the **TP Workouts** options from the **View** menu. This option shows only the workouts that precede a highlighted start (that is, a start that meets the Trainer Pattern criteria). To return to the Trainer Patterns Detail View, select the **View TP Details** button.

Past Performances													Turner William H						
Turner William H Jr :: 6 1/2 Furlongs. - 3 Year Olds. - Fillies. - Md 50000(50-40).																			
Starts	Wins	ITM	Win%	ITM%	\$2 ROI														
0	0	0	N/A	N/A	N/A														
View TP Details	Return to Race Card	Reset TP Filters	Modify TP Filters	Display TP Filters	TP Help														
Quecreek													Life 5 1 0 2 \$15.2						
Ch. f 4													2003 3 1 0 1 \$13.5						
Sire: Two Punch (Mr. Prospector) \$20,000													2002 2 M 0 1 \$1.7						
Own: Althea D. Richards																			
Dam: Wildcatlin (Saraboga Sit)																			
Br: Ms. Althea D. Richards (Va)																			
Tr: Turner William H Jr																			
27Mar03 - 5A	Aqu	fst	6f		:22 :45 ¹ :57 ¹ 1:10 ¹	(M d 30000 (35-25)	50	1	4	2 nd	4 ³	5 ⁸	5 1 1 1	Castellano J J	L 117	10.20	77-13	Dncinthstrts119121 Nutri	
23Feb03 - 5A	Aqu	sly	6f	<input type="checkbox"/>	:21 ³ :44 ⁴ :57 ³ 1:11 ²	(M d 40000 (40-30)	-0	1	4	2 ⁶	3 ⁹	3 ²²	3 ²⁵	Castellano J J	L 119	3.10	62-13	Snekyptrner10119 Phot	
17Jan03 - 3A	Aqu	fst	6f	<input type="checkbox"/>	:23 :47 ⁴ 1:00 1:13	(M d 25000	67	1	3	1 1/2	1 1/2	1 10	1 1/2	Castellano J J	L 121	3.75	79-20	Quecreek121118 Sordid	
12Dec02 - 3A	Aqu	gd	6f	<input type="checkbox"/>	:22 ⁴ :47 ¹ 1:00 ¹ 1:13 ⁹	(M d 50000 (50-40)	21	4	4	1 1/2	3 rd	6 ⁴	7 1 1 1	Castellano J J	L 121	12.90	62-18	PhonM Fvort121121 Solof	
14Nov02 - 3A	Aqu	fst	6 1/2 f		:22 :45 ¹ 1:11 ¹ 1:17 ⁴	(M d 40000 (40-30)	24	3	7	6 ⁹	7 ⁸	5 1 4	3 1 5	Castellano J J	121	4.80	72-13	HistoricDistrict121121 S	
10Nov02	Bel	fst	4f		:49 ¹	B													23/61
29Oct02	Bel	fst	5f		1:02 ¹	B													13/29

Viewing the Results

Trainer Patterns		Racing Daily Form		Turner William H Jr										
Turner William H Jr :: 6 1/2 Furlongs. - 3 Year Olds. - Fillies. - Md 50000(50-40).														
Starts		Wins		ITM		Win%		ITM%		\$2 ROI				
9		0		1		N/A		11%		N/A				
View TP PPs		Return to Race Card		Reset TP Filters		Modify TP Filters		Display TP Filters		TP Help				
Horse	Track	Date	Race	Days Off	Class	Distance	Surface	Beyer	Post Position	Finish	Off. Fin.	Margin	Odds	Jockey
Chiyo me	Aqu	12/06/01	4	FTS	Ⓜ d 35000	6f	<input checked="" type="checkbox"/>	44	5	5	5	4.25	16.70	Prado E S
Divine Honor	GP	01/05/00	10	FTS	Ⓜ d 50000 (50-45)	6f		41	5	5	5	7.75	11.20	Davis R G
Quecreek	Aqu	11/14/02	3	FTS	Ⓜ d 40000 (40-30)	6½f		24	3	3	3	15.00	4.80	Castellano J J
Quiet Quest	Bel	10/21/99	3	FTS	M d 75000 (75-65)	7f		34	9	7	7	10.75	6.40	Davis R G

Other Actions

You can also perform the following actions from the Trainer Patterns view:

- **Show or Hide columns** - Choose **Show/Hide Columns** from the **View** menu. Select each item in the Show/Hide Trainer Patterns Columns dialog box. A check next to the item indicates the column appears. A box without a check indicates the column does not appear. Click **OK** to continue.
- **View the Past performance for a specific horse** - Double-click the name of a horse in the Horse column to display the Past Performance for that horse.

Past Performance:		Racing Daily Form		Brassy Karakor		
Brassy Karakor						
Own: Karakor Farm Red and Black Vertical Halves, Red			Dk. b or br g 3 (Max) EAS0C702 \$0.500 Sire: Divie Brass (Divieland Band) \$10,000 Dam: Blues Cure Blues (Cure the Blues) Br: Bill Antoniou (NY) Tr: Odintz Jeff			
27Mar04- 4Aqu gd 6f	:223 :463 :591 1:121 34	Ⓜ d Sp Wt 41k	57	1 3	87½ 97½ 85½ 6¾ Chavez J F	L 1
20Mar04- 4Aqu gd 7f	:224 :461 1:124 1:264 34	Ⓜ d Sp Wt 41k	28	4 4	51½ 83½ 78½ 81½ Castillo H Jr	L 1
29Feb04- 1Aqu fst 6f	<input checked="" type="checkbox"/> :23 :47 :591 1:122	Ⓜ d Sp Wt 41k	50	10 2	52 31½ 35½ 44 Castillo H Jr	L 1
14Feb04- 5Aqu fst 6f	<input checked="" type="checkbox"/> :221 :464 1:00 1:139	Ⓜ d Sp Wt 41k	43	6 3	89½ 101½ 89½ 45 Garcia Alan ⁵	L 1
23Jan04- 4Aqu fst 6f	<input checked="" type="checkbox"/> :23 :48 1:01 1:139	Ⓜ d Sp Wt 41k	39	10 1	43 53½ 53½ 49½ Garcia Alan ⁵	L 1
9Jan04- 1Aqu fst 6f	<input checked="" type="checkbox"/> :233 :481 1:011 1:141	Ⓜ d Sp Wt 41k	47	1 6	1hd 31½ 3½ 35 Garcia Alan ⁵	L 1
17Dec03- 4Aqu sly 6f	<input checked="" type="checkbox"/> :23 :461 :59 1:121	Ⓜ d Sp Wt 41k	40	2	614 Thornton T ⁵	L 1
5Oct03- 2Bel TST 5½f	:23 :461 :584 1:053	Ⓜ d Sp Wt 41k	19	1 3	53½ 78½ 819 820 Espinoza J L	L 1
10Sep03- 2Bel fst 6f	:223 :46 :581 1:112	Ⓜ d Sp Wt 41k	24	10 5	32½ 87½ 818 818½ Bridgmohan S X	L 1
WORKS: Jan2 Aqu 3f fst :371 B 35						

- **Return to the Past Performance** - Select the race card icon from the tool bar, shown below.



Customizing the Results

Introduction

The **Modify TP Filters** dialog box enables you to completely customize what statistics you want Formulator to show you. Once you have specified your query options, Formulator provides you with the statistics you requested for that trainer, as well as the relevant Performance Profiles for the horses in the trainer's stable that meet the specified criteria.

Display the Modify TP Filter Dialog Box

To display the Modify TP Filters dialog box, choose one of the following:

- select the **TP Options** menu at the top of the page and choose **Modify TP Filters**
- select the **Modify TP Filters** option from the Trainer Patterns view

The Modify TP Filters dialog box enables you to completely customize what statistics you want Formulator to show you. Once you have specified your query options, Formulator provides you with the statistics you requested for that trainer, as well as the relevant Performance Profiles for the horses in the trainer's stable that meet the specified criteria.

Modify TP Filters

Basic Filters | Filters With Ranges | Track/Jockey Filters

General

Time Frame: Past Five Years

Surface: Dirt

Winners, Etc.: Include All Starters

Beyer Speed Figures: Include All Starters

Horse Related

Age: Include All Starters

Sex: Include All Starters

Lasix: Include All Starters

Blinkers: Include All Starters

Trainer

Trainer Changes: Include All Starters

Class Moves: Include All Starters

Shippers: Include All Starters

Filter Option

Time Frame: Past Five Years

Class: Maiden Claiming

Days/Starts: First Time Starters

Distance Sprints

Surface: Dirt

Reset TP Filters

OK Cancel Apply Help

Customizing the Results

Changing the Basic Filter Options

The **Basic Filters** tab of the Modify TP Filters dialog box enables you to customize the basic query and filter parameters relating to the time frame you are interested in, the track surface, and several key parameters relating to the horses in the trainer's stable.

Customize your query by selecting options from the drop down lists on this tab. The following options are available. For a complete description of the options, see “Formulator Trainer Pattern Options” on page 131.

General options

- Time Frame
- Surface
- Winners, etc.
- Beyer Speed Figures

Horse related options

- Age
- Sex
- Lasix
- Blinkers

Trainer options

- Trainer changes
- Class moves
- Shippers

Tip

As you make your selections on the Basic Filters tab, the options that represent your customized query are shown on the right hand side of the dialog box.

Customizing the Results

Changing the Filters with Ranges

The **Filters With Ranges** tab of the Modify TP Filters dialog box enables you to customize specific parameters relating to the days between starts, the closing odds, distance, purse, and class for the horses in the trainer's stable.

Customize your query by selecting options from the drop down lists on this tab. You can also specify your own user-defined ranges for these parameters by selecting the **User Min. & Max** options from any of the drop-down lists on this tab.

The following options are available. For a complete description of the options, see “Formulator Trainer Pattern Options” on page 131.

- Days Between Starts
- Closing Odds
- Distance
- Purse
- Class

Specifying Min/Max Ranges

When you select the **User Min. & Max** options from any of the drop-down lists on the **Filters With Ranges** tab, the Specify Range dialog box is displayed. Use this dialog box to specify the minimum and maximum values for the option you selected. Type the minimum value in the **Greater Than or Equal To** field, and the maximum value in the **Less Than or Equal To** field on this dialog to create the value range. Click **OK** when you are done.

Tip

As you make your selections on the **Filters With Ranges** tab, the options that represent your customized query are shown on the right hand side of the dialog box.

Customizing the Results

Changing the Track and Jockey Filters

The **Track/Jockey Filters** tab of the Modify TP Filters dialog box enables you to filter the Trainer Patterns view by selecting specific tracks and jockeys to include in the view.

The following options are available. Click on an option in the list to see a complete description.

- Track Filters
- Jockey Filters

Tip

As you make your selections on the **Track/Jockey Filters** tab, the options that represent your customized query are shown on the right hand side of the dialog box.

Trainer Patterns Example

You are looking at the Performance Profiles of a Richard Mandella horse entered today at Hollywood Park, in a mile allowance race on the turf, with Victor Espinoza riding. Click on Mandella's name to display his Trainer Pattern file.

On the **Basic Filters** tab, use the **Time Frame** option to choose between looking at the statistics relevant for the last five years of Mandella's barn, or choose a smaller time period (you can look at just the last 30 days, if desired). Use the **Surface** option to select turf.

Select the **Filters With Ranges** tab, and select **Distance**. Click the drop-down list, scroll down and select **User Min & Max Distances**. Click the **Min/Max** button and set the distance to 8 furlongs (1 mile) in both the minimum and maximum distance fields, so you can see how Mandella has done with milers, exclusively, over the years.

Click the **Track/Jockey Filters** tab. In the **Jockey Filter**, select **Include Jockey List**, and select Victor Espinoza's name. Click **OK**.

The result is the relevant statistics for all of the combined choices you've just made, answering the following question: In the past five years, how has Richard Mandella done in mile races on the turf with Victor Espinoza riding?

5. Performing Administrative Tasks

Introduction This chapter describes how to

- Export DRF Race Cards
- Delete Downloaded Files
- Delete PP Profiles
- Set Formulator Defaults
- Archive the Notes Database

In this chapter This chapter contains the following topics.

Topic	See Page
Exporting DRF Race Cards	76
Deleting Downloaded Files	77
Deleting Past Performance Profiles	78
Setting Formulator Defaults	79
Archiving the Notes Database	80

Exporting DRF Race Cards

Introduction

Use the **Export DRF Race Card** dialog box to export Daily Racing Form race cards to comma delimited files.

How to export a DRF Race Card

After exporting a DRF race card, you can view the race card information in any program that accepts comma delimited files. For example, you can view the race card in Microsoft Excel.

Step	Action
1	Choose Export from the File menu.
2	Select a race card from the list of race cards in the Export DRF Race Card dialog box. You can sort the files by selecting the Track or Date options in the Sort Racecards By group box. To select multiple race cards, hold the Ctrl key and click on the race cards. Note: If you stored the race cards in a directory other than the current directory, click Directory to choose a different directory from which to select downloaded race cards that you wish to export.
3	Click OK to save the file.
4	In the Target Directory dialog box, the default target directory is the Export subdirectory of the directory where you installed Formulator . For example, if you installed Formulator in C:\DRF\Formulator, comma delimited files are saved in C:\DRF\Formulator\Export. Click Directory to choose a different directory in which to save the file.

Deleting Downloaded Files

Introduction

Use the **Delete Downloaded Files** dialog box to delete Daily Racing Form race cards and news files that you no longer need.

How to open the Delete Downloaded Files dialog box

Select **Delete Downloaded Files** from the **File** menu to open the **Delete Downloaded Files** dialog box.

Sort the list of files

Sort the list by file or date. Click the column heading to change the sorting in that column.

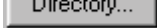
For example, to sort by the oldest date to the most recent date, click the **Date** column heading.

File	Type	Date
Fairmount Park	Race Card	April 20,2004
Finger lakes	Race Card	April 20,2004
Hawthorne	Race Card	April 20,2004
Aqueduct	Race Card	April 17,2004
Gulfstream Park	Race Card	April 17,2004
Aqueduct	Race Card	April 16,2004
Gulfstream Park	Race Card	April 16,2004
Aqueduct	Race Card	April 15,2004

Choose more than one file to delete

Choose more than one file in the dialog box by holding down your control key (**Ctrl** on your keyboard) as you choose files to delete.

Change the directory

Click  to change the directory to that of the files you want to delete.

Deleting Past Performance Profiles

Introduction Use the **Delete PP Profiles** dialog box to delete Past Performance Profiles that you no longer need.

How to open the Delete PP Profiles dialog box Select **Delete PP Profiles** from the **File** menu to open the **Delete PP Profiles** dialog box.

Choose more than one file to delete Choose more than one file in the dialog box by holding down your control key (Ctrl on your keyboard) as you choose files to delete.

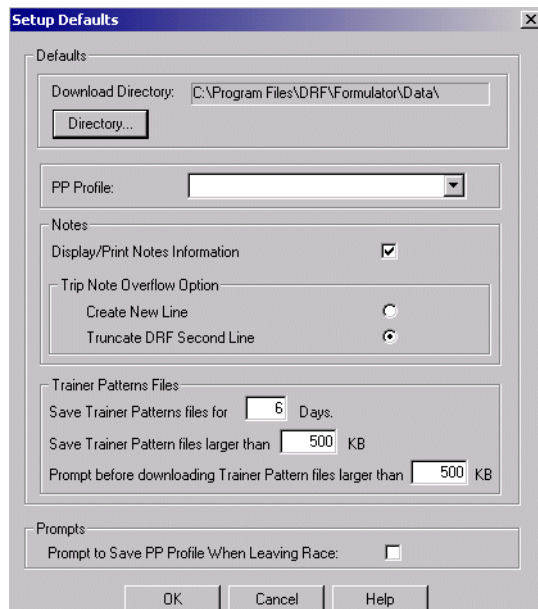
Setting Formulator Defaults

Introduction

Use the **Setup Defaults** dialog box to set default values for Formulator.

How to open the Setup Defaults dialog box

Select **Setup Defaults** from the **File** menu to open the **Setup Defaults** dialog box.



Set Defaults

In the **Setup Defaults** dialog box, you can define:

- The download directory where Past Performances are stored.
 - The Past Performances Profile used.
 - The display options of the Notes information you add to Past Performances.
 - Whether you should be prompted to save the Past Performances profile when leaving a race.
 - The data management options for the Trainer Patterns files.
- See the online Help for more information on these settings.
-

Archiving the Notes Database

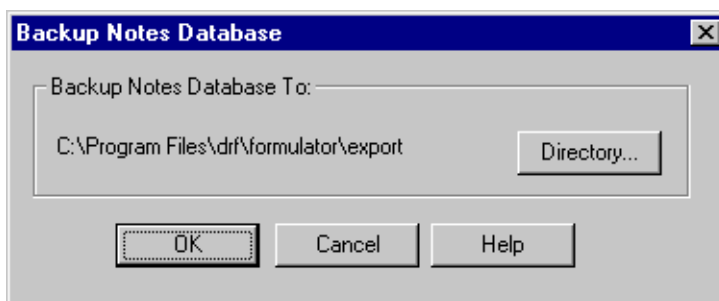
Archive the Notes Database

The Notes database (drfnotes.zip) is a password-protected zip file that is used exclusively by Formulator.

The Notes database stores the comments you add to past performances using the **Trip Note**, **Horse Note**, and **Note for Entire Card** options available from the **Notes** menu.

To archive the Notes database:

- Choose **Backup Notes Database** from the **File** menu. The **Backup Notes Database** dialog is displayed.



- Click the **Directory...** button and navigate to the directory where you want to archive the file.
- Click **OK** to backup the file.

Restoring the Notes Database

Restore the Notes Database

To restore the Notes database (drfnotes.zip), copy the file to the **Notes** folder in the **Drf\Formulator** directory.

A. Exported Files

Introduction

You can export DRF race cards to comma delimited files using the **Export DRF Race Card** dialog box. The formats of the comma delimited files are described in this appendix.

In this appendix

This chapter contains the following topics.

Topic	See Page
Export File Definitions	84
Special Products File Layout	85
Workout File Layout	86
Race File Layout	87
Comprehensive Trainer Statistics File Layout	89
Running Line File Layout	90
Horse File Layout	94
Betting Information File Layout	98
Code Tables	99

Export File Definitions

Introduction When you choose to export a race card, six different types of comma delimited files are generated.

Special Products File This file contains Beyer Speed Figures and Mudders and Turfers ratings for the entire race cards. The Special Products File has a file extension of .CS.

Workout File This file contains workout level information for all horses in the race card. The Workout File has a file extension of .CW.

Race File This file contains race level information for all races in the Race Card. The Race File has a file extension of .CR.

Comprehensive Trainer Statistics File This file contains comprehensive trainer statistics for all horses in the race card. The Comprehensive Trainer Statistics File has a file extension of .CT.

Running Line File This file contains running line level information for all horses in the race card. The Running Line File has a file extension of .CHR.

Horse File This file contains entry level information for all horses in the race card, as well as a “scratch indicator” for all scratched horses in the race card. The Horse File has a file extension of .CH.

Betting Information File This file contains any late changes to information for the horses in the race card, such as the official betting numbers, scratches, jockey changes, and the morning line. The Betting Information File has a file extension of .PGH. Note that this file does not include scratched horses, but a scratch indicator is set in the horse file record for all scratched horses.

Special Products File Layout

Introduction

The following table describes the layout of the Special Products File

Field	Description	Type	Format	Comments
1	Race Card Track	Text	4	
2	Race Card Date	Date	mm/dd/yyyy	
3	Race Card Race	Numeric	2	
4	Horse	Text	22	
5	Foreign or Domestic	Text	2	D=Domestic F=Foreign G=Foreign
6	Best Fast Dirt	Numeric	4	
7	Best Turf	Numeric	4	
8	Best Wet	Numeric	4	
9	Best Distance	Numeric	4	
10	Best Lifetime	Numeric	4	
11	Best Current Year	Numeric	4	
12	Best Prior Year	Numeric	4	
13	Best Track Surface	Numeric	4	
14	Mudder & Turfers Mud Rating	Character	4	
15	Mudder & Turfers Turf Rating	Character	4	
16	Mudder & Turfers Distance Rating	Character	4	

Workout File Layout

Introduction

The following table describes the layout of the Workout File

Field	Description	Type	Format	Comments
1	Race Card Track	Text	4	
2	Race Card Date	Date	mm/dd/yyyy	
3	Race Card Race	Numeric	2	
4	Horse	Text	22	
5	Foreign or Domestic	Text	2	D=Domestic F=Foreign G=Foreign
6	Track	Text	4	
7	Date	Date	mm/dd/yyyy	
8	Surface	Text	2	See Workout Surface Code Table on page 104
9	Distance	Numeric	6.2	
10	Track Condition	Text	4	
11	Workout Type	Text	2	
12	Workout Time	Numeric	6.2	
13	Bullet	Text	2	Y=Yes
14	Comment	Text	16	
15	Rank	Numeric	4	
16	Rank In	Numeric	4	

Race File Layout

Introduction

The following table describes the layout of the Race File

Field	Description	Type	Format	Comments
1	Race Card Track	Text	4	
2	Race Card Date	Date	mm/dd/yyyy	
3	Race Card Race	Numeric	2	
4	Starters	Numeric	2	
5	Track Name	Text	40	
6	Race State	Text	2	
7	Division	Text	2	
8	Race Breed	Text	2	See Breed Type Code Table on page 100.
9	State Bred	Text	2	Blank=Open S=State Bred R=Restricted
10	Sex of Race	Text	2	See Sex Code Table on page 102
11	Age of Race	Text	2	See Age Code Table on page 99
12	Class	Text	4	
13	Purse	Numeric	10.3	In Thousands
14	High Claim Price	Numeric	10.3	In Thousands
15	Low Claim Price	Numeric	10.3	In Thousands
16	Distance	Numeric	6.3	
17	Inner	Text	2	See Inner Code Table on page 100
18	Surface	Text	2	See Surface Code Table on page 103

Field	Description	Type	Format	Comments
19	Race Type	Text	2	See Race Type Code Table on page 102
20	Graded Race	Numeric	2	1=American Grade 1 2=American Grade 2 3=American Grade 3 4=Canadian Grade 1 5=Canadian Grade 2 6=Canadian Grade 3
21	Graded Race Description	Text	16	
22	Simulcast Track	Text	4	
23	Simulcast Race	Numeric	2	
24	Track Record	Numeric	6.2	
25	Day Of Week	Text	10	
26	Post Time	Text	6	
27	Long Class	Text	14	
28	Track Abbreviation	Text	30	
29	Distance Unit	Text	2	
30	Time Unit	Text	2	
31	Conditions	Memo	Undefined	

Comprehensive Trainer Statistics File Layout

Introduction

The following table describes the layout of the Comprehensive Trainer Statistics File

Field	Description	Type	Format	Comments
1	Race Card Track	Text	4	
2	Race Card Date	Date	mm/dd/yyyy	
3	Race Card Race	Numeric	2	
4	Horse	Text	22	
5	Trainer	Text	22	
6	Category	Text	12	
7	Starts	Numeric	4	
8	Win Percentage	Numeric	4.2	
1	Race Card Track	Text	4	
2	Race Card Date	Date	mm/dd/yyyy	
3	Race Card Race	Numeric	2	
4	Horse	Text	22	
5	Trainer	Text	22	
6	Category	Text	12	
7	Starts	Numeric	4	

Running Line File Layout

Introduction

The following table describes the layout of the Running Line File.

Field	Field Description	Type	Format	Comments
1	Race Card Track	Text	4	
2	Race Card Date	Date	mm/dd/ yyyy	
3	Race Card Race	Numeric	2	
4	Horse	Text	22	
5	Foreign or Domestic Horse	Text	2	D=Domestic F=Foreign G=Foreign
6	Foreign Race	Text	4	Y=Yes
7	Date	Date	mm/dd/ yyyy	
8	Track	Text	4	
9	Race	Numeric	2	
10	Surface	Text	2	
11	Timeform Code	Text		
12	Inner	Text	2	
13	Distance	Numeric	6.2	
14	Class	Text	4	
15	Long Class	Text	14	
16	Claim Price	Numeric	6.2	In Thousands
17	Purse	Numeric	8.3	In Thousands
18	Track Condition	Text	4	
19	Race Sex	Text	2	See Sex Code Table on page 102
20	Race Age	Text	2	See Age Code Table on page 99
21	State Bred	Text	2	Blank=Open S=State Bred R=Restricted

Field	Field Description	Type	Format	Comments
22	Starters	Numeric	2	
23	First Fraction	Numeric	6.2	
24	Second Fraction	Numeric	6.2	
25	Third Fraction	Numeric	6.2	
26	Fourth Fraction	Numeric	6.2	
27	Fifth Fraction	Numeric	6.2	
28	Sixth Fraction	Numeric	6.2	
29	Final Time	Numeric	6.2	
30	First Horse	Text	22	
31	Second Horse	Text	22	
32	Third Horse	Text	22	
33	First Horse's Weight	Numeric	4	
34	Second Horse's Weight	Numeric	4	
35	Third Horse's Weight	Numeric	4	
36	First Horse's Length	Numeric	6.2	
37	Second Horse's Length	Numeric	6.2	
38	Third Horse's Length	Numeric	6.2	
39	Graded Race	Numeric	2	1=American Grade 1 2=American Grade 2 3=American Grade 3 4=Canadian Grade 1 5=Canadian Grade 2 6=Canadian Grade 3
40	Graded Race Description	Text	46	
41	Foreign Course	Text		L=Left Handed R=Right Handed S=Straight *For Foreign Courses Only
42	Post Position	Numeric	2	
43	First Call	Numeric	2	
44	First Call Length	Numeric	6.2	
45	Second Call	Numeric	2	

Field	Field Description	Type	Format	Comments
46	Second Call Length	Numeric	6.2	
47	Third Call	Numeric	2	
48	Third Call Length	Numeric	6.2	
49	Fourth Call	Numeric	2	
50	Fourth Call Length	Numeric	6.2	
51	Stretch Call	Numeric	2	
52	Stretch Call Length	Numeric	6.2	
53	Final Call	Numeric	2	
54	Final Call Length	Numeric	6.2	
55	Disqualified	Text	2	
56	Dead Heat	Text	2	Blank=No Dead Heat Y=Dead Heat #=See Formula Below Final Call - # = Adj. Finish
57	Disqualified Placement	Numeric	2	
58	Beyer Figure/Timeform Ratings	Numeric	4	# =Figure/Rating 999 =Did not finish 998 =Figure<=0 *Contains Timeform Rating if foreign race.
59	Weight	Numeric	4	
60	Apprentice	Numeric	2	
61	Comment	Text	22	
62	Long Comment	Text	72	
63	Odds	Numeric	6.2	
64	Odds Position	Numeric	2	
65	Claimed	Text	2	C=Claimed
66	Lasix	Text	2	Blank=No Lasix L=Lasix - = No Info /= Lasix not allowed

Field	Field Description	Type	Format	Comments
67	Bute	Text	2	Blank=No Bute T=Bute - = No Info /= Bute not allowed
68	Blinker	Text	2	B=Blinkers
69	Bandage	Text	2	Blank=No Bandages F=Front B=Back 4=Front and Rear
70	Alternate Equipment	Text	4	S=Nose Strip
71	Jockey	Text	22	
72	Trainer	Text	22	
73	Entries	Text	2	Blank=Not an Entry E=Entry F=Field
74	Track Variant	Numeric	4	
75	Speed Rating	Numeric	4	
76	Breed	Text	2	See Breed Type Code Table on page 100
77	Owner	Text	36	
78	Distance Units	Text	2	
79	Time Units	Text	2	
80	Low Claiming Price	Numeric	6.2	In Thousands

Horse File Layout

Introduction

The following table describes the layout of the Horse File

Field	Field Description	Type	Format	Comment
1	Race Card Track	Text	4	
2	Race Card Date	Date	mm/dd/yyyy	
3	Race Card Race	Numeric	4	
4	Also Eligible/Main Track Only	Text	2	A=Also Eligible M=Main Track Only
5	Weight	Numeric	4	
6	Horse	Text	22	
7	Foreign or Domestic Horse	Text	2	D=Domestic F=Foreign G=Foreign
8	Triple Crown	Text	2	
9	Sex	Text	2	See Sex (2) Code Table on page 102
10	Year Born	Numeric	4	
11	Month Born	Numeric	2	
12	State	Text	6	Country if Foreign Horse
13	Breeder	Text	58	
14	Color	Text	12	
15	Sire	Text	22	
16	Sire's Sire	Text	22	
17	Dam	Text	22	
18	Dam's Sire	Text	22	
19	Owner	Text	40	
20	Sale	Text	6	
21	Sale Year	Numeric	2	

Field	Field Description	Type	Format	Comment
22	Sale Price	Numeric	8.2	In Thousands
23	Last Raced	Date	mm/dd/yyyy	
24	Bute	Text	2	B=Bute
25	Lasix	Text	2	Blank=No Lasix L=Lasix I=First Time Lasix
26	Blinker	Text	2	B=Blinkers On E=Blinkers Off
27	Claiming Price	Numeric	6.2	In Thousands
28	Apprentice	Numeric	2	
29	Jockey	Text	22	
30	Trainer	Text	22	
31	Post Position	Numeric	2	
32	Current Year Earnings	Numeric	8.3	In Thousands
33	Current Year Starts	Numeric	2	
34	Current Year Wins	Numeric	2	
35	Current Year Places	Numeric	2	
36	Current Year Shows	Numeric	2	
37	Prior Year Earnings	Numeric	8.3	In Thousands
38	Prior Year Starts	Numeric	2	
39	Prior Year Wins	Numeric	2	
40	Prior Year Places	Numeric	2	
41	Prior Year Shows	Numeric	2	
42	Lifetime Earnings	Numeric	8.3	In Thousands
43	Lifetime Starts	Numeric	2	
44	Lifetime Wins	Numeric	2	
45	Lifetime Places	Numeric	2	
46	Lifetime Shows	Numeric	2	
47	Wet Earnings	Numeric	8.3	In Thousands
48	Wet Starts	Numeric	2	
49	Wet Wins	Numeric	2	
50	Wet Places	Numeric	2	

Field	Field Description	Type	Format	Comment
51	Wet Shows	Numeric	2	
52	Turf Earnings	Numeric	8.3	In Thousands
53	Turf Starts	Numeric	2	
54	Turf Wins	Numeric	2	
55	Turf Places	Numeric	2	
56	Turf Shows	Numeric	2	
57	Fast Dirt Earnings	Numeric	8.3	In Thousands
58	Fast Dirt Starts	Numeric	2	
59	Fast Dirt Wins	Numeric	2	
60	Fast Dirt Places	Numeric	2	
61	Fast Dirt Shows	Numeric	2	
62	Track Earnings	Numeric	8.3	In Thousands
63	Track Starts	Numeric	2	
64	Track Wins	Numeric	2	
65	Track Places	Numeric	2	
66	Track Shows	Numeric	2	
67	Distance Earnings	Numeric	8.3	In Thousands
68	Distance Starts	Numeric	2	
69	Distance Wins	Numeric	2	
70	Distance Places	Numeric	2	
71	Distance Shows	Numeric	2	
72	Entry	Text	2	A=1st Entry B=2nd Entry C=3rd Entry, etc.
73	Jockey Meet Starts	Numeric	4	
74	Jockey Meet Earnings	Numeric	8.3	In Thousands
75	Jockey Meet Wins	Numeric	4	
76	Jockey Meet Places	Numeric	4	
77	Jockey Meet Shows	Numeric	4	
78	Jockey Meet Win Pct	Numeric	4.2	Not Available
79	Jockey Meet Money Pct	Numeric	4.2	Not Available
80	Jockey YTD Starts	Numeric	4	

Field	Field Description	Type	Format	Comment
81	Jockey YTD Earnings	Numeric	8.3	Not Available
82	Jockey YTD Wins	Numeric	4	
83	Jockey YTD Places	Numeric	4	Not Available
84	Jockey YTD Shows	Numeric	4	Not Available
85	Jockey YTD Win Pct	Numeric	4.2	
86	Jockey YTD Money Pct	Numeric	4.2	Not Available
87	Trainer Meet Starts	Numeric	4	
88	Trainer Meet Earnings	Numeric	8.3	In Thousands
89	Trainer Meet Wins	Numeric	4	
90	Trainer Meet Places	Numeric	4	
91	Trainer Meet Shows	Numeric	4	
92	Trainer Meet Win Pct	Numeric	4.2	Not Available
93	Trainer Meet Money Pct	Numeric	4.2	Not Available
94	Trainer YTD Starts	Numeric	4	
95	Trainer YTD Earnings	Numeric	8.3	Not Available
96	Trainer YTD Wins	Numeric	4	
97	Trainer YTD Places	Numeric	4	Not Available
98	Trainer YTD Shows	Numeric	4	Not Available
99	Trainer YTD Win Pct	Numeric	4.2	
100	Trainer YTD Money Pct	Numeric	4.2	Not Available
101	Quarter Horse Starts	Numeric	2	
102	Quarter Horse Earnings	Numeric	8.3	
103	Quarter Horse Wins	Numeric	2	
104	Quarter Horse Places	Numeric	2	
105	Quarter Horse Shows	Numeric	2	
106	Recently Entered Track	Text	4	
107	Recently Entered Date	Date	mm/dd/yyyy	
108	Recently Entered Race	Numeric	2	
109	Year of Career Box Prior Stats	Text	mm/dd/yyyy	
110	Stud Fee	Numeric	8.3	In Thousands
111	Scratch Indicator	Text	2	Y=Yes N=No

Betting Information File Layout

Introduction

The following table describes the layout of the Betting Information File.

Field	Field Description	Type	Format	Comment
1	Race Card Track	Text	4	
2	Race Card Date	Date	mm/dd/yyyy	
3	Race Card Race	Numeric	4.2	
4	Betting Number	Text	2	
5	Post Position	Text	2	
6	Horse	Text	22	
7	Jockey	Text	22	
8	Morning Line Odds	Text	5	

Code Tables

Age Code Table

The following table describes the codes for age.

Code	Description
2	2 Year Olds
21	2 Year Olds and Up
3	3 Year Olds
31	3 Year Olds and Up
34	3 & 4 Year Olds
35	3, 4 & 5 Year Olds
4	4 Year Olds
41	4 Year Olds and Up
45	4 & 5 Year Olds
5	5 Year Olds
51	5 Year Olds and Up
61	6 Year Olds and Up
71	7 Year Olds and Up
8	8 Year Olds
81	8 Year Olds and Up
88	Special Restricted
91	9 Year Olds and Up
11	10 Year Olds and Up
AL	All Ages(Open)

Breed Type Code Table

The following table describes the codes for Breed type. Breed type codes are used in races.

Code	Description
Blank	Thoroughbreds
N	Non Thoroughbreds
Q	Quarter
R	Arabians
P	Paint
T	Thoroughbreds
O	Appaloosa
S	Harness
M	Mixed

Inner Code Table

The following table describes the codes for Inner. Inner codes are used in races and running lines.

Code	Description
Blank	Main Track
I	Inner Track
O	Outer Track
J	Out of Chute and Inner Track
P	Out of Chute and Outer Track
C	Out of Chute on Main Track
/	Cancelled or Non Thoroughbred

Length Code Table The following table describes the codes for Length. Length codes are used in running lines.

Code	Description
.00-.03	Space
.04-.08	Nose (ns)
.09-.16	Head (hd)
.17-.35	Neck (nk)
.36-.65	1/2
.66-.86	3/4
.87-.99	1

Length Code Table Between 1 and 10 lengths append the following substitution values. Drop the fractional portion when the length is greater than or equal to 10 lengths, except for the finish lengths.

Code	Description
.00-.15	0
.15-.35	1/4
.36-.65	1/2
.66-.86	3/4
.87-.99	Round up to nearest whole number

Race Type Code Table The following table describes the codes for Race Type.

Code	Description
Blank	Regular Race
A	Amateur
C	Cancelled
N	Non Thoroughbred
S	Simulcast

Sex Code Table The following table describes the codes for Sex. Sex codes are used in races.

Code	Description
F	Fillies
M	Fillies and Mares
G	Geldings Only
C	Colts and Geldings
O	Open

Sex (2) Code Table The following table describes the codes for Sex. Sex codes are used in entries.

Code	Description
-	Don't Know
c	Colt
f	Filly
m	Mare
g	Gelding
h	Horse

Code	Description
r	Ringling
s	Stallion (Quarter Horse)
y	Spayed mare (Harness)

Surface Code Table The following table describes the codes for Surface.

Code	Description
A	About Turf
B	About Dirt
C	About Steeplechase
D	Dirt
E	Hurdles
F	About Hurdles
G	Off the Turf with a distance change
H	Hunt Meet
O	Off the Turf with no distance change
S	Steeplechase
T	Turf
\	Simulcast, Cancelled, Non Thoroughbred

Timeform Code Table The following table describes the codes for Timeforms.

Code	Description
p	The horse is likely to improve
P	The horse is capable of <i>much</i> better
?	The rating is suspect or (used alone) the horse is out of form or can't be assessed with confidence
+	The horse may be better than rated

Code	Description
§	The horse is unreliable (for tempermental or other reasons)
§§	The horse is so unsatisfactory as to be not worth a rating
T	Turf
B	Turf

**Workout Surface
Code Table**

The following table describes the codes for Workout Surfaces.

Code	Description
D	Dirt
A	Dirt
E	Dirt Training Track
F	Dirt Training Track
M	Inner Turf
G	Inner Turf
T	Turf
B	Turf
U	Turf Training Track
V	Turf Training Track
I	Inner Turf
J	Inner Turf
R	Inner Turf Training Track
S	Inner Turf Training Track

B. Past Performance Explanation

Introduction

This chapter describes how to identify specific information in Past Performances.

In this appendix

This chapter contains the following topics.

Topic	See Page
Understanding Past Performances	106

Understanding Past Performances

Introduction

You can't put together a puzzle until you have all the pieces in front of you and understand where they go. In the case of handicapping, you need to also understand what the pieces mean. So before you can negotiate the often perilous trip to the window, it's crucial you have a solid understanding of how to read the Daily Racing Form, what all the symbols mean, and how you can use them to put together the puzzle.

Let's look at the Past Performance explanation and the horse *Record Boom*. The graphic gives a concise explanation of each particular symbol. But if you don't know what they mean, it can be a bit like the first parts of music lessons...you can identify the notes, but still can't play a tune.

Horses name and particulars

At the top you're given the horse's name and its particulars - color, sex, age, month of birth under which come the pedigree, breeder and trainer.

Coupled - Illusions Of Mine and Reen's Racer

2 Bellebottom Blues
PP - 1
Own: Hofmann Bruno & Wilson Jan
LOPEZ C C (91 8 12 11 .09) 1999:(993 136 .14)

0 Dec99 - 6A qu gd 6f □ :232 :472 1:001 1:138 ⓈMid Sp Wt 41k 37 2 11 893 623 653 563 Lopez C

Ch. f.3 (Feb)
Sire: Cure the Blues (Stop the Music) \$15,000
Dam: Proud n' Appeal (Proud Appeal)
Br: David Popofsky (NY)
Tr: Bodner Deborah S (10 1 3 1 .10) 99:(125 17 .14)

Weight Assignment and Medication

To their right come the weight assignment for that day's race, and any medication.

Ch. f.3 (Feb)
Sire: Cure the Blues (Stop the Music) \$15,000
Dam: Proud n' Appeal (Proud Appeal)
Br: David Popofsky (NY)
Tr: Bodner Deborah S (10 1 3 1 .10) 99:(125 17 .14)

L 119

The L stands for Lasix (furosemide).

Understanding Past Performances

Horse's Record

On the far right is the horse's record: career, last two campaigns, turf, wet tracks, at this track and at the distance of today's race.

L 119	Life	1	M	0	0	\$1,230	D.Fst	0	0	0	0	\$0
	1999	1	M	0	0	\$1,230	Wet	1	0	0	0	\$1,230
	1998	0	M	0	0	\$0	Turf	0	0	0	0	\$0
	Aqu	1	0	0	0	\$1,230	Dist	0	0	0	0	\$0

Owner and Jockey

Under the horse's name is the owner and jockey. If the race is a claimer, the claiming price is to the right of the jockey's name.

2 Bellebottom Blues

PP - 1
 Own: Hofmann Bruno & Wilson Jan
 LOPEZ C C (91 8 12 11 .09) 1999:(993 136 .14)

Date, Race number, Track, Track Condition, Distance

Each Past Performance line paints a picture of the horse's last race. From left to right you're given the date, race number, track, track condition and distance.

Own: Blue Sky Farm
 BRIDGMOHAN S X (173 24 27 27 .14)
 31Dec99 - 4A qu fst 1¹/₁₆ :23² :48.1
 15Dec99 - 4A qu my 170 :24.1 :49.4

Understanding Past Performances

Fractions of race, Class of the race

Then come the fractions of that race, followed by the class of the race which includes claiming price, stakes, and restrictions by age, sex and class.

31Dec99 - 4A qu fst 1 $\frac{1}{16}$:23.2 :48.1 1:14.2 1:47.1 Md Sp Wt 42k

Race Class Description

This is the area most open for interpretation. A standard class ladder has stakes races at the top (Grade 1, Grade 2, Grade 3, and ungraded), followed by allowance races, then claiming races (by price), then restricted claiming races, then maiden races and maiden claiming races.

Other restrictions, such as for state-breds, further narrow the field. Maiden races are for horses who have never won, and horses almost always start their careers at this level. Once they've "graduated", they can go on to the other levels, which are all for winners.

While many handicappers immediately assume an allowance race is stronger than a claiming race, you need to be careful. An allowance race may be written as such: "for non-winners of a race other than maiden, claiming or starter." So you may have an allowance race full of maiden winners only, whereas a claiming race (where some other trainer can put in a "claim" slip to technically buy the horse for the asked claiming price) may be full of winners. In a claimer, too, if more than one trainer puts in a claim slip for a particular horse, they "shake" for the horse; a draw, if you will, for the rights to buy that horse. Any trainer/owner who puts his horse into a claimer is fully aware someone may take the horse from him.

Understanding Past Performances

Beyer Speed Figures

After the class line come the Beyer Speed Figures, one of Daily Racing Form's most popular items. It is a speed figure based on what horses at certain class levels should run certain distances. Based on such "par" times, the runners of a particular race are then graded with a Beyer Speed Figure. For example, the Kentucky Derby is usually won with a Beyer of about 108. One year, Grindstone was given a Beyer of 112, so it was a above-average Kentucky Derby.

```

⑥⑤Md Sp Wt 42k      11 3 12 1215
⑥⑤Md Sp Wt 42k      18 6 8 810
    
```

Post position and the horse's position

After that come the post position and the horse's position during the running of the race. Depending on the distance, these positions are taken at different points on the track, except for the final two margins: the second-to-last margin is always at the eighth pole, and the final is always at the wire. You get the horse's position and either lengths behind the leader at each point, or if the horse is on the lead, the lengths he is in front.

```

Tr: Cox L Craig (5 0 0 0 .00) 99; (210 22 .10)
?k      11 3 12 1215 1113 822 8293
?k      18 6 8 810 810 920 9224
    
```

Understanding Past Performances

Jockey of that day, medication, weight and equipment

Following that comes the jockey of that day, medication, weight and equipment.

53	8	8	77	36	24½	24½	Vergara O	L 119
43	7	6	64½	78½	6 11	47½	Gryder A T	L 119
46	9	9	83½	11½	12	3½	Pezua J M	L 118
38	7	12	117	87½	6 11	41½	Pezua J M	L 118

Odds, Speed Rating, Track Variant

Then come the odds (an asterisk indicates he was favored) followed by a Daily Racing Form speed rating and track variant.

L 120 *2.70 67-16 Belongs Fast120 2

Finishers, margins, comment, starters

Then come the first three finishers and margins, followed by a brief comment line and the number of starters in that race.

*2.70 67-16 Belongs Fast120 2 Cedar Knolls120 2 Don't Slew Down120 2½ Taken up stretch 12
:48 4 B 2/14 Oct 22 Aqu 41 1st :43 4 B 11/21

Conclusion

Everything you need to get to the window with the right number on your lips is included in Daily Racing Form's Past Performances. However, the PPs require considerable understanding and study. Hopefully, the pieces of this puzzle can come together for you...in the form of winning tickets.

C. Abbreviations

Introduction This chapter includes all abbreviations necessary for reading Past Performances.

In this chapter This chapter contains the following topics.

Topic	See Page
Types of Races	112
Track Conditions	116
Workouts	117
Equipment and Medication	118
Symbols	119
North American Tracks	120

Types of Races

Introduction There are several different types of races. Most races are claiming races. Allowance races make up about one third of all races run.

Allowance Races An allowance race is a race other than claiming for which the racing secretary drafts certain conditions to determine weights.

Race Type	Description
Alw 15000N1X	Non-winners of one race (or more, depending on the number after N) other than maiden, claiming or starter. Used for non-winners of up to 5 races "other than"
Alw 15000N1Y	Non-winners of one race (or more, depending on the number after N) in, or since, a specified time period.
Alw 1500N2L	Non-winners of two (or more) races lifetime.
Alw 15000N\$Y	Non-winners of a specific amount of money in a specified time period.
Alw 15000N1m	Non-winners of one (or more) races at a mile or over in a specified time period.
Alw 15000N\$mY	Non-winners of a specific amount of money <i>or</i> races at a mile or over in, or since, a specified time period.
Alw 15000N1S	Non-winners of one (or more) stakes lifetime.
Alw 15000N1T	Non-winners of one (or more) turf races.
Alw 15000NmT	Non-winners of one or more turf races at a mile or more.
Alw 15000NC	Allowance race with no conditions.
Alw 15000C	Allowance race with multiple conditions or restrictions
Alw 15000S	Starter allowance (number indicates minimum claiming price horse must have started for to be eligible).

Types of Races

Claiming Races

A claiming race is a race in which horses are entered subject to claim for a specified price. In the examples that follow, horses entered can be claimed for \$10,000

Race Type	Description
Clm 10/9000N2L	Non-winners of two races (or more, depending on the number after N) lifetime.
Clm 10/9000N2X	Non-winners of two races (or more, depending on the number after N) other than those described in the conditions of a race.
Clm 10/9000N1Y	Non-winners of one race (or more) in, or since, specified time period.
Clm 10/9000N1mY	Non-winners of one race (or more) at a mile or over in, or since, a specified time period.
Clm 10/9000N\$Y	Non-winners of a specific amount of money in, or since, a specified time period.
Clm 10/9000N\$mY	Non-winners of a specific amount of money OR races at a mile or over in, or since, a specified time period.
Clm 10/9000B	Beaten claimers
Clm Stk 1000	Claiming stakes (number indicates claiming price)
OClm 10/9000	Optional claiming race. Entered to be claimed.
OClm 10/9000N	Optional claiming race. Entered NOT to be claimed.
Hcp 1000s	Starter handicap race. Number indicates minimum claiming price horse must have started for to be eligible.

Abbreviations

Other Conditions

Race Type	Description
Md Sp Wt 8k	Maiden Special Weight race (for non-winners), purse value
Md 32/30000	Maiden Claiming race (entered to be claimed for \$32,000)

Types of Races

Handicap 40k

Overnight Handicap Race (Purse of \$40,000)

Race Type	Description
Ky Derby-G1	Graded Stakes race, with name of race (North American races are graded in order of status, with G1 being the best)
PrincetonH 40k	Ungraded, but named Stakes race (H indicates handicap). Purse value is \$40,000.

Track Conditions

Dirt Tracks

Condition	Description
fst	Fast
wf	Wet-Fast
gd	Good
sly	Sloppy
my	Muddy
sl	Slow
hy	Heavy
fr	Frozen

Turf and Steeplechase

Condition	Description
hd	Hard
fm	Firm
gd	Good
yl	Yielding
sf	Soft
hy	Heavy

Workouts

Workouts

Symbol	Description
•	Best of day/distance
B	Breezing
D	Driving
(d)	Worked around dogs
E	Easily
g	Worked from gate
H	Handily
tr.t	Training track
TR	Training race
3/25	Workout ranking

Equipment and Medication

Equipment

Symbol	Description
b	Blinkers
f	Front bandages
r	Bar shoe

Medication

Symbol	Description
B	Butazolidin
L	Lasix (furosemide)

Symbols

Symbols

Symbol	Description
■	Inner dirt track
D	Disqualified (symbol located next to odds and in company line)
DH	Dead-Heat (symbol located in company line if horses are among first three finishers)
♣	Dead-Heat (symbol used next to finish position)
3 ↑	Race for 3-year-olds and up
◆	Foreign race (outside of North America)
S	Race for state-breds only
R	Restricted race for horses who meet certain conditions
F	Race for fillies, or fillies and mares
T	Main turf course
T	Inner turf course
⊗	Race taken off turf
✱	About distance
+	Start from turf chute

North American Tracks

North American Tracks

The number following the name of each track represents the average net purse value per race (including stakes and overnight races) rounded to the nearest thousandth, during the track's 1997 season.

You can compare the value of an allowance purse in a horse's current past performances with the average value of all races at that track the preceding season.

Tracks marked with an asterisk are less than one mile in circumference.

Abbreviation	Track
A	
Aks	Aksarben, NE
Alb	Albuquerque, NM – 8
AP	Arlington Park, IL (Arlington Int'l Race Course) – 19
Aqu	Aqueduct, NY – 33
ArP	*Arapahoe Park, CO – 6
AsD	*Assiniboia Downs, Man, Canada – 5
Atl	Atlantic City, NJ – 7
Ato	*Atokad Park, NE – 2
Jump Meetings	
Aik	Aiken, SC
AtH	Atlanta Hunts, GA
Avn	Avon, NY
Training Centers	
ABC	Abra Cadabra Farms, FL
AdS	Adena Springs South, FL
Aik	Aiken, SC
AbC	Abra Cadabra Training Center, FL
Ald	Aldilia Farm, FL
Alz	Alazan Training Center, FL

Abbreviation	Track
B	
BCF	*Brown County Fair, SD – 1
Bel	Belmont Park, NY – 50
Beu	Beulah Park, OH – 7
BGD	*Blue Grass Downs, KY – 2
BM	Bay Meadows, CA – 17
Bmf	Bay Meadows Fair, CA – 15
Boi	*Boise, ID (Les Bois Park) – 3
BRD	*Blue Ribbon Downs, OK – 2
Jump Meeting	
Bro	Brookhill, NC
Training Centers	
Bdw	Bridlewood Farm, FL
BIS	Blalock South, FL
Bon	Bonita Farm, MD
Bow	Bowie, MD
BTC	Braeburn Training Center, VA
BuF	Buchanan Farm, FL
C	
Cby	Caterbury Park, MN – 8
CD	Churchill Downs, KY – 40
Cls	*Columbus, NE – 3
Cnl	Colonial Downs, VA – 18
Crc	Calder Race Course, FL – 17
CT	*Charles Town, WV – 4
CWF	*Central Wyoming Fair, WY – 1
Jump Meetings	
Cam	Camden, SC
Cha	Charleston, SC

Abbreviation	Track
Chl	Charlotte, NC
Clm	Clemmons, NC
Training Centers	
Cam	Camden, SC
CaW	Carter-Walsh Farm, TX
CbV	Cabin View Farms, NJ
CdH	Cardinal Hill Complex, FL
CDT	Churchill Downs Training Center, KY
CMP	Classic Mile Park, FL
CM	Classic Mile Farm, FL
Col	Colello Training Center, WA
Cpt	CampTown Training Center, VA
CTC	Crabtree Training Center, TX
D	
DeD	*Delta Downs, LA – 5
DeP	*Desert Park, BC, Canada – 2
Del	Delaware Park, DE – 20
Det	Detroit Race Course, MI – 10
Dmr	Del Mar, CA – 46
Due	Dueling Grounds, KY
Training Centers	
DDR	Diamond Ranch, TX
DeC	Desmond Castle Farm, FL
Dia	Diamond D Ranch, TX
DnD	Don Dee Farm, FL
Don	Donida Farm Training Track, WA
DyR	Derby Run Training Center, FL
E	
ED	*Energy Downs, WY

Abbreviation	Track
EIP	Ellis Park, KY – 16
EmD	Emerald Downs, WA – 6
EvD	*Evangeline Downs, LA – 6
Training Centers	
EPT	El Primero Training Center, TX
ETC	Eclipse Training Center, FL
F	
Fai	Fair Hill, MD – 5
FE	Fort Erie, Ont, Canada – 7
Fer	*Ferndale, CA – 4
FG	Fairgrounds, LA – 19
FL	Finger Lakes, NY – 6
FMT	*Fair Meadows (Tulsa State Fair), OK – 8
Fno	Fresno, CA – 8
Fon	*Fonner Park, NE – 4
FP	Fairmount Park, IL – 5
Fpx	*Fairplex (Pomona), CA – 22
Fs	*Flagstaff, AZ – 4
Jump Meetings	
Fai	Fair Hill, MD
Fax	Fairfax, VA
FH	Far Hills, NJ
Fx	Foxfield, VA
Training Centers	
Fai	Fair Hill, MD
FFM	Folk Farm Training Center, PA
FmH	Freedom Hills Farm, FL
G	
GBF	Great Barrington Fair, MA – 3

Abbreviation	Track
GF	*Great Falls, MT – 2
GG	Golden Gate Fields, CA – 17
Gil	*Gillespie County Fair, TX – 4
GLD	Great Lakes Downs
GP	Gulfstream Park, FL – 30
GrP	*Grants Pass, OR – 1
GS	Garden State Park, NJ – 8
Jump Meetings	
Gln	Glyndon, MD
GN	Grand National, MD
GrM	Great Meadows, VA
GV	Genesee Valley, NY
H	
HaP	*Harbor Park, WA – 1
Haw	Hawthorne, IL – 17
Hia	Hialeah Park, FL – 15
Hol	Hollywood Park, CA – 57
Hoo	Hoosier Park, IN – 15
Hou	Sam Houston Race Park, TX – 8
Hst	*Hastings Park (Exhibition Park), BC, Canada – 11
Training Centers	
HF	Hart Farm Training Center, FL
Hen	Henson Training Center, Canada
Her	Heritage Training Center, WA
HiG	High Gate Farm, FL
HpF	Hooper Farms, FL
HuF	Hunter Farm, FL
HV	Hidden Valley, WA
Hwk	Hawks Ridge Training Center, FL

Abbreviation	Track
I	
Training Center	
Ing	Ingleside Training Center, VA
K	
Kam	*Kamloops, BC, Canada – 2
Kee	*Keeneland, KY – 51
Kin	*Kin Park, BC, Canada – 2
Training Center	
KHC	Kentucky Horse Center, KY
L	
LA	*Los Alamitos, CA – 5
LaD	Louisiana Downs, LA – 14
LnN	*Lincoln State Fair, NE – 4
Lrl	Laurel Park, MD – 1
LS	Lone Star Park, TX – 18
Jump Meeting	
Lex	Lexington, KY
Training Centers	
LBT	Laurel Brown Racetrack, UT
LOK	Lone Oak Ranch, TX
LTC	Lubbock Training Center, TX
M	
Mar	*Marlboro, MD
MD	*Marquis Downs, Sask, Canada – 3
Med	Meadowlands, NJ – 20
Mex	*Mexico City (Hipodromo de las Americas), Mex - na.
Mnr	Mountaineer Park, WV – 4
MPM	*Mt Pleasant Meadows, MI – 2
Mth	Monmouth Park, NJ – 26

Abbreviation	Track
Jump Meetings	
Mal	Malvern, PA
Mgo	Marengo, VA
Mid	Middleburg, VA
Mon	Monkton, MD
Mor	Morven Park, VA
Mtp	Montpelier, VA
Training Centers	
Mbk	Meadowbrook, NY
MdF	Meadow Farm Training Center, VA
Mdl	Middletown Training Track, NJ
MTC	Minshall Training Center, FL
MTT	Middletown Training Track, FL
Mwb	Meadowbrook Farms, FL
Mid	Middleburg, VA
Mry	Merryland Farms, MD
N	
Nmp	*Northhampton, MA – 3
NP	*Northlands Park, Alta, Canada – 8
O	
OP	Oaklawn Park, AK – 22
Jump Meeting	
Oxm	Oxmoor, KY
Training Centers	
Oak	Oak Springs Farm, FL
OHC	Ocala Horse Complex, FL
Ovr	Overbrook Farm, NJ
OTC	Ocala Training Center, FL

Abbreviation	Track
P	
Pen	Penn National, PA – 7
Pha	Philadelphia Park, PA – 11
Pim	Pimlico, MD – 20
Pia	*Playfair, WA – 2
Pin	Pleasanton, CA – 15
PM	Portland Meadows, OR – 4
Pre	*Prescott Downs, AZ – 4
PrM	Prairie Meadows, IA – 13
Jump Meetings	
Pmt	Pine Mountain, GA
Pro	Prospect, KY
PW	Percy Warner, TN
Training Centers	
PaF	Paradise Farm Training and Breeding Center, TX
Pay	Payson Park, FL
PBD	Palm Beach Downs, FL
PnC	Pinecrest Stables, FL
PsT	Post Time Training Center, FL
PTF	Paulson Training Farm, WA
PyF	Plumley Farm, FL
R	
RD	River Downs, OH – 7
Ret	Retama Park, TX – 5
Ril	*Rillito, AZ – 1
Rkm	Rockingham Park, NH – 8
RP	Remington Park, OK – 10
Rui	*Ruidoso Downs, NM – 4

Abbreviation	Track
Jump Meeting	
RB	Redbank, NJ
Training Centers	
Reb	Reber Ranch Training Track, WA
RiS	Rising Sun Farm, NJ
RkV	Rocky Valley Training Center, FL
S	
SA	Santa Anita Park, CA – 47
Sac	Sacramento, CA – 10
Sal	*Salem (Lone Oak), OR – 2
San	*Sandown Park, BC, Canada
Sar	Saratoga, NY -- 51
SFE	Santa Fe, NM – 7
SnD	*Sunflower Downs, BC, Canada – 2
Sol	*Solana (Vallejo), CA – 11
Spt	*Sportsman’s Park, IL – 18
SR	*Santa Rosa, CA – 13
Stk	Stockton, CA – 9
StP	*Stampede Park, Alta, Canada – 7
SuD	*Sun Downs, WA – 1
Suf	Suffolk Downs, MA – 9
Sun	Sunland Park, NM – 4
Jump Meetings	
SH	Strawberry Hill, VA
SJm	St. James, IL
SoP	Southern Pines, NC
StL	St. Louis, MO
Training Centers	
SG	Starting Gate Training Center, FL

Abbreviation	Track
SgP	Starting Point Training Center, FL
SLR	San Louis Rey Downs, CA
SpS	Superior Stables, FL
SqC	Squaw Creek Downs, TX
SSt	Sunrise Stable South, FL
Syl	Sylmar Farm, PA
T	
Tam	Tampa Bay Downs, FL – 7
Tdn	Thistledown, OH – 10
Tim	*Timonium, MD – 13
TP	Turfway Park, KY – 18
TuP	Turf Paradise, AZ – 6
Jump Meeting	
Try	Tryon, NC
Training Centers	
TFT	Tiffany Farm Training Center, FL
TSF	Tracyside Farm, FL
U	
Jump Meeting	
Uni	Unionville, PA
V	
Jump Meeting	
Val	Valhalla Farms, TX
W	
Wds	Woodlands, KS – 9
WO	Woodbine Ontario, Canada – 23
WRD	Will Rogers Downs, OK
Wyo	*Wyoming Downs, WY – 1

Abbreviations

Abbreviation	Track
Jump Meeting	
Wil	Willowdale, PA
Training Centers	
WaW	Wile-A-Way Farms, FL
WoC	Woods Creek, WA
WoR	Woodstock Ranch Training Center, FL
Wrp	Wraparound Training Center, LA
WxF	Wexford Farm, FL
X	
XTC	Xalapa Training Center, KY
Y	
YD	Yellowstone Downs, MT – 2
YM	Yakima Meadows, WA – 3

D. Formulator Trainer Pattern Options

Introduction

This chapter includes the definitions for the options available on the Modify Trainer Pattern Options dialog box.

In this chapter

This chapter contains the following topics.

Topic	See Page
Basic Filters tab	132
Filters With Ranges tab	136
Track and Jockey Filters tab	140

Basic Filters tab

Introduction

The following table describes the filter options available for the Basic Filters tab on the Modify TP Filters dialog box.

Option	Descriptions	Filters
General filters		
Time Frame	Defines the length of time for the query, specifying how far back to search for starts that meet the criteria of this trainer pattern.	<ul style="list-style-type: none"> ■ Past Five Years ■ Past Four Years ■ Past Three Years ■ Past Two Years ■ Past Year ■ Past 6 Months ■ Past 90 Days ■ Past 30 Days
Surface	Specifies the track surface to include in the query.	<ul style="list-style-type: none"> ■ Include All Starters (starts that were run on any surface) ■ Dirt ■ Turf ■ Inner Dirt ■ First Time Turf (only starts that were running on turf for the first time) ■ Off The Turf (any start that was not on turf) ■ Dirt To Turf (only starts that were on turf, following a start on dirt) ■ Turf To Dirt (only starts that were on dirt, following a start on turf) ■ Wet (only starts that were run was the track surfaced was announced as wet, sloppy, or muddy)

Option	Descriptions	Filters
Winners, Etc.	Defines the query with regard to horses that have finished in the money in a particular start.	<ul style="list-style-type: none"> ■ Include All Starters (any start, regardless of place) ■ Winners (only starts where the horse won the race) ■ In The Money (only starts where the horse finished, first, second, or third) ■ Place & Show (only starts where the horse finished second or third) ■ Winner Last Out (only starts where the horse finished first in the most recent start) ■ ITM Last Out (only starts where the horse finished first, second, or third in the most recent start)
Beyer Speed Figures	Defines the query with regard to the Beyer speed figure in a particular start. The Beyer figure is a speed figure based on what horses at certain class levels should run certain distances.	<ul style="list-style-type: none"> ■ Include All Starters (any start, regardless of Beyer figure) ■ Top Beyer Last Out (only the starts where the horse had the highest Beyer figure in it's most recent race) ■ Last 3 Ascending Beyers (only the starts for the last three starts where the horses Beyer figure has gone up)
Horse Related filters		
Age	Specifies the age of the horses to include in the query.	<ul style="list-style-type: none"> ■ Include All Starters (horses of any age) ■ 2 YOs Only ■ 3 YOs Only ■ 3 YOs & Older ■ 4 YOs & Older
Sex	Specifies the sex of the horses to include in the query.	<ul style="list-style-type: none"> ■ Include All Starters (both male and female horses in the query) ■ Males ■ Females

Option	Descriptions	Filters
Lasix	Defines the query with regard to the horse's use of the medication Lasix.	<ul style="list-style-type: none"> ■ Include All Starters (any start, regardless of Lasix use) ■ First Time Lasix (only starts where the horse was using the medication Lasix for the first time) ■ With Lasix (only starts where the horse was using Lasix) ■ Without Lasix (only starts where the horse was running without using Lasix) ■ Switch To Lasix (only starts where the horse was using Lasix, following a race without using the medication) ■ Switch Off Lasix (only starts where the horse was not using Lasix, following a race using the medication)
Blinkers	Specifies the blinker use to include in the query.	<ul style="list-style-type: none"> ■ Include All Starters (any start, regardless of blinker use) ■ First Time Blinkers (only starts where the horse was using blinkers for the first time) ■ First Time Blinkers Off (only starts where the horse was running without blinkers for the first time) ■ Blinkers On (only starts where the horse was using blinkers) ■ Blinkers Off (only starts where the horse was running without blinkers) ■ Switch To On (only starts where the horse was using blinkers, following a race without blinkers) ■ Switch To Off (only starts where the horse was running without blinkers, following a race with blinkers)
Trainer filters		
Trainer Changes	Defines the scope of the query, based on changes involving the trainer or a claim.	<ul style="list-style-type: none"> ■ Include All Starters (any start, regardless of claims or trainer changes) ■ First After Claimed By (only the first start after the horse was claimed) ■ Second After Claimed By (only the second start after the horse was claimed by the trainer) ■ First After Claimed From (only the first start after the horse was claimed from the trainer) ■ First After Trainer Switch (only the starts that occurred after a change in trainers)

Option	Descriptions	Filters
Class Moves	Defines the scope of the query, based on changes in class.	<ul style="list-style-type: none"> ■ Include All Starters (any start, regardless of movement in race class ladder) ■ 50% Claiming Tag Jump (only starts that where the claiming price for the horse has increased by at least 50% over the previous claiming start) ■ 50% Claiming Tag Drop (only starts that where the claiming price for the horse has dropped by at least 50% over the previous claiming start) ■ First Time for Tag (only starts where the horse is entered in a claiming race for the first time) ■ MdnSpWt to MdnClm (only starts where the horse moved from a Maiden Special Weight race to a Maiden Claiming race)
Shippers	Defines the query with regard to whether or not the horse had to travel to the race.	<ul style="list-style-type: none"> ■ Include All Starters (any start, regardless of travel) ■ All Shippers (only starts where the horse had to be shipped to the race location) ■ Domestic Shippers (only starts where a domestic horse had to be shipped to the race location) ■ Foreign Shippers (only starts where a foreign horse had to be shipped to the race location)

Filters With Ranges tab

Introduction

The following table describes the filter options available for the Filters with Ranges tab on the Modify TP Filters dialog box.

Option	Descriptions	Filters
Days Between Starts	Filters horses based on time between starts.	<ul style="list-style-type: none"> ■ Include All Starters (any start, regardless of time between starts) ■ First Time Starters (only starts which were the first career start for a horse) ■ Second Career Start (only starts which were the second career start for a horse) ■ 1st After Layoff (+45) (only starts that were the first time out for a horse after a layoff of 45 days or more) ■ 2nd After Layoff (only starts that were the second time out for a horse after a layoff of 45 days or more) ■ 3rd After Layoff (only starts that were the third time out for a horse after a layoff of 45 days or more) ■ 1 To 7 Days (only starts that occurred one to seven days after the previous start) ■ 8 To 30 Days (only starts that occurred eight to 30 days after the previous start) ■ 31 To 60 Days (only starts that occurred 31 to 60 days after the previous start) ■ 61 To 180 Days (only starts that occurred 61 to 180 days after the previous start) ■ >180 Days (only starts that involved a layoff of more than 180 days between starts) ■ User Min. & Max. Distances

Option	Descriptions	Filters
Closing Odds	Filters the query based on the horse's odds to win at the start of the race.	<ul style="list-style-type: none"> ■ Include All Starters (any start, regardless of odds) ■ Favorites (only the starts for horses favored to win the race) ■ Beaten Favorites (only the starts for horses who were favored to win the race, but did not) ■ Odds On (only the starts for horses who were less than even-money on the tote board) ■ 2-1 and Less (only the starts for horses who had odds of 2 to 1 or less on the tote board) ■ > 2-1 & <= 5-1 (only the starts for horses who had odds of more than 2 to 1, but less than or equal to 5-1 on the tote board) ■ > 5-1 & <= 10-1 (only the starts for horses who had odds of more than 5 to 1, but less than or equal to 10-1 on the tote board) ■ >10-1 (only the starts for horses who had odds of more than 10-1 on the tote board) ■ User Min. & Max. Distances (see Specifying Min/Max Ranges)
Distance	Specifies the race length for the query.	<ul style="list-style-type: none"> ■ Include All Starters (any start, regardless of course length) ■ Sprints (< 1 Mile) (only starts in races of less than a mile that were run around one turn) ■ Routes (>= 1 Mile) (only starts in races of a mile or more in length, that were run around two turns) ■ First Route (only starts where the horse ran a route for the first time) ■ Second Route (only starts where the horse ran a route for the second time) ■ Sprints To Routes (only starts where the horse ran a route, following a race that was a sprint) ■ Routes To Sprints (only starts where the horse ran a sprint, following a race that was a route) ■ User Min. & Max. Distances

Option	Descriptions	Filters
Purse	Defines the scope of the query, based on the value of the race purse.	<ul style="list-style-type: none"> ■ Include All Starters (any start, regardless of race purse) ■ <= \$10,000 (only starts in stakes races where the purse is less than \$10,000) ■ > \$10,000 & <= \$20,000 (only starts in stakes races where the purse is more than \$10,000, but less than or equal to \$20,000) ■ > \$20,000 & <= \$40,000 (only starts in stakes races where the purse is more than \$20,000, but less than or equal to \$40,000) ■ > \$40,000 & <= \$60,000 (only starts in stakes races where the purse is more than \$40,000, but less than or equal to \$60,000) ■ > \$60,000 (only starts in stakes races where the purse is more than \$60,000) ■ User Min. & Max. Distances (see Specifying Min/Max Ranges)

Option	Descriptions	Filters
Class	Filters horses based race class.	<ul style="list-style-type: none"> ■ Include All Starters (horses running in any class race) ■ All Maidens (only starts for horses that have never won a race) ■ Maiden Claiming (only starts for horses that have never won a race, and who are available for sale at the race's claiming price) ■ Maiden Special Weight (only starts in Maiden Special Weight races) ■ Maiden Winner Last Out (only starts in Maiden races, where the horse won the race) ■ All Claiming (only starts for horses entered in claiming races) ■ Low Clm (< \$10,000) (only starts in low-level claiming races, where the claiming price is less than \$10,000) ■ Mid Clm (\$10,000 to \$40,000) (only starts in mid-level claiming races, where the claiming price is between \$10,000 and \$40,000) ■ High Clm (> \$40,000) (only starts in high-level claiming races, where the claiming price is more than \$40,000) ■ Allowance (only starts in non-claiming races) ■ Handicap (only starts in non-claiming races run under handicap conditions) ■ Non-Graded Stakes (only starts in non-graded stakes races: Restricted, Open, or Listed) ■ Graded Stakes (only starts in one of the graded stakes races run: Grade 1, Grade 2, or Grade 3) ■ User Min. & Max. Distances (see Specifying Min/Max Ranges)

Track and Jockey Filters tab

Introduction

The following table describes the filter options available for the Track and Jockey filters tab on the Modify TP Filters dialog box.

Option	Descriptions	Filters
Tracks & Circuits	Specifies the race track or race circuit for the query.	<ul style="list-style-type: none">■ Use all tracks (include all tracks in the list)■ Include Circuits (includes starts on the race circuits that you click on)■ Include Tracks (only includes starts in races at the tracks you click on)
Jockeys	Specifies the jockey for the query.	<ul style="list-style-type: none">■ Use all Jockeys (include all jockeys in the list)■ Jockey Change (include only those horses where the jockey has changed from the previous start)■ Include Jockeys (only includes starts that involved the selected jockeys)■ Exclude Jockeys (only includes starts in races that do not include the selected jockey)

Index

A

- abbreviations 111, 131
 - equipment 118
 - medication 118
 - North American tracks 120
 - track conditions 116
 - types of races 112
 - workouts 117
- accessing Past Performances from the Trainer
 - Pattern view 68
- adding a Horse Note 37
- adding a Note for the Entire Card 39
- adding a Trip Note 35
- administrative tasks 63, 75
- all analysis 22
- allowance races (abbreviations) 112
- analysis 20
- Analysis/Graded Handicap button 6
- annotating past performances 34
- archiving the Notes database 80, 81

B

- Basic Filters tab
 - options for 132
- best bets 45
- Beyer
 - graph 47, 50
 - speed figures 49, 51
- Beyer Graph button 7
- button
 - Sort Ascending 8
- buttons
 - Analysis/Graded Handicap 6
 - Beyer Graph 7
 - Closer Look 9
 - DRF.com 5
 - Export Racecard 5
 - Fast Track 5
 - Find 8
 - Jockey Form 7
 - Merge Workouts 8
 - Online Help 6
 - Open Chart 8

- Open Downloaded File 8
 - Open Racecard 5
 - Past Performances 6
 - PDF Manual 5
 - Print 8
 - Race Card 6
 - Race Info 6
 - Scratch and/or Hide Horse 8
 - Selections 7
 - Sort Descending 9
 - Trainer 7
 - Trainer/Jockey Combo 7
- C**
- Changing Chart Views using the Icons 60
 - changing Race Chart views 59
 - claiming races (abbreviations) 113
 - Closer Look 25
 - Closer Look button 9
 - column information for Trainer Patterns view 67
 - company lines 25, 26, 27
 - consensus
 - statistics 45
 - totals 46
 - controlling Notes display options 79
 - current settings 44
- D**
- default profile 42
 - defaults 79, 80
 - deleting files 70, 71, 72, 73, 77, 78
 - sorting 77
 - description of FORMulator 4
 - display company lines 26
 - display size 24
 - displaying Race Charts 58
 - Displaying Trainer Patterns 64
 - download
 - race card 15, 16
 - DRF account 14
 - DRF on the web 13
 - DRF.com button 5
- E**
- equipment (abbreviations) 118
- F**
- Export Racecard button 5
 - exporting DRF race cards 64, 65, 66, 67, 68, 69, 76
- G**
- graded handicap 20
- H**
- Help 10
 - topics 10
 - window-specific 11
 - Help button 6
 - hide horse 28
 - Horse note 37
- I**
- incremental splits 29
- J**
- Jockey Form button 7
 - jockey statistics 29, 52, 53
- L**
- Lifetime PPs for an individual horse 61, 69
- M**
- main window size 23
 - medication (abbreviations) 118
 - menu bar buttons 8
 - merge workouts 27
 - Merge Workouts button 8
 - Modify TP Filters dialog box
 - Filters with Ranges tab options 136
 - options for Basic Filters tab 132
 - Track and Jockeys Filters options 140

N

Note for the entire card 39

Notes

- adding a Horse Note 37
- adding a Note for the Entire Card 39
- adding a Trip Note 35
- archiving the Notes database 80, 81
- display options 79
- using the Notes menu 34

Notes menu 34

O

Online Help 10

- reading 11

Open Chart button 8

Open Downloaded File button 8

Open Racecard button 5

P

pace settings 29

past performance 23

- explanation 105
- pieces defined 84, 106
- profiles 41

Past Performances button 6

Past Performances for an individual horse 61, 69

PDF Manual button 5

prerequisites 1

Print button 8

printing 31

profile 41

- applying 43
- creating 42
- default 42
- saving 42
- using the Profile Wizard 42

R

race card

- downloading 15, 16

Race Card button 6

race card information 17

Race Charts

- Changing Chart Views using the View menu 59
- introduction 58

Race Info 18

Race Info button 6

restore settings 44

restoring the Notes database 81

running lines 30

S

Scratch and/or Hide Horse button 8

scratch horse 21, 28, 45

selections 45

Selections button 7

set up DRF account 14

setting defaults 79

settings (restoring) 44

shortcut bar 23

Sort Ascending button 8

Sort Descending button 9

specific race 21, 33, 51

statistics

jockey 29

trainer 29

status bar 24

support 11

symbols 119

T

technical support 11

toolbar 24

TP Workouts option 68

Track and Jockey filters tab

options for 140

track conditions (abbreviations) 116

tracks (North American) 120

Trainer button 7

Trainer Patterns

How to display Trainer Patterns 64

options on Basic Filters tab 132

options on Filters with Ranges tab 136

options on Track and Jockeys Filters tab 140

Selecting from the Options bar 66

TP Workouts option 68

Viewing the columns in the Detail view 67

Viewing the Summary Information 65

Viewing Trainer Patterns Past Performances 68

trainer statistics 29, 54

trainer/jockey combo 56
Trainer/Jockey Combo button 7
Trip note 35
types of races (abbreviations) 112

U

unhide horse 28
unscratch horse 21, 28
using the Notes menu 34

V

viewing Closer Look 25
viewing company lines 25, 26, 27
Viewing Trainer Patterns 65

W

web access 13
workouts (abbreviations) 117